

# THE TWIN

## STRAWMAKER



Family Worship  
Workbook

- THE WORD OF GOD -

# “STRAWMAKER”

## Parent Worship Questions Worship ideas for Fundamental 1 - The Word of God

**For Parents (From God loves me 28 Ways for kids Book by Charles Mills & Linda Koh: GC CHM Department, pg 13)**

- The word Bible comes from the Greek word biblia, meaning “books.”
- The Bible was written by different people over a period of sixteen hundred years.
- The Bible has sixty-six books and is divided into two parts - the Old Testament and the New Testament.
- The Old Testament is made up of thirty-nine books and is written in the Hebrew language. They include the law, history, wisdom and poetry, Major Prophets and Minor Prophets.
- The New Testament contains twenty-seven books and is written in the Greek language. It is made up of the Gospels, church history, letters by the apostle Paul, other general letters and prophecy.

### Start with the end in mind

- *Parents and children need to remember that because God created us and this world He knows best how we operate so we need to spend time every day reading His instruction manual called the Bible (a.k.a. Scripture, the Word, Letter from God). Daily reading the Word and obeying what we read there will help us to navigate life more successfully (2 Timothy 3:16-17 [ICB] All Scripture is inspired by God and is useful for teaching and for showing people what is wrong in their lives. It is useful for correcting faults and teaching how to live right. Using the Scriptures, the person who serves God will be ready and will have everything he needs to do every good work; Joshua 1:8 [NLT] Study this Book of Instruction continually. Meditate on it day and night so you will be sure to obey everything written in it. Only then will you prosper and succeed in all you do.)*

- *Families need to remember that when God gives us instructions in the Bible to keep away from certain things, people or situations, we will experience longer lasting happiness if we choose to obey those instructions. (Luke 11:28 [GNT] But Jesus answered, "Rather, how happy are those who hear the word of God and obey it!; Psalm 119:1-2 [NLT] Joyful are people of integrity, who follow the instructions of the Lord. Joyful are those who obey his laws and search for him with all their hearts.)*
- *Parents need to model for children the habit of daily reading the Bible as well as practical ways to apply what they read in the Bible. This should be especially evident through the way parents treat their disobedient children. (Deuteronomy 11:18-19 [NLT] "So commit yourselves wholeheartedly to these words of mine. Tie them to your hands and wear them on your forehead as reminders. Teach them to your children. Talk about them when you are at home and when you are on the road, when you are going to bed and when you are getting up.)*
- *Parents will be investing wisely if they spend time and resources teaching their children creative ways to enjoy reading the Bible and applying it to their everyday lives. (2 Timothy 3:14-15 [ERV] But you should continue following the teaching you learned. You know it is true, because you know you can trust those who taught you. You have known the Holy Scriptures since you were a child. These Scriptures are able to make you wise. And that wisdom leads to salvation through faith in Christ Jesus; Proverbs 22:6-7 [CEV] Teach your children right from wrong, and when they are grown they will still do right.)*


## Using the Tuis Video - Worship Objectives

- Taking time to read instructions/manuals for building something, will save you a lot of time and heartache - physically and spiritually. (Sefa refused to use the instruction manual to build the table so it was a flimsy table which overturned and ruined Salome's birthday cake. Likewise, if we take time to regularly study God's Word (His instruction manual and letter to us, as our Creator), it will help us to avoid much pain and heartbreak in life.)
- When loving parents turn down a request from their children, it is often to protect them from harm, so children need to learn to obey their parents' instructions. (Marica turned down Salome's request to use the hair straightener because Marica knew that it wasn't working, so it would not make Salome look beautiful for her birthday party. When Salome disobeyed this instruction, her hair was completely spoiled.)

**For parents with their kids**

Basic Recall Questions (Use only a couple to get the kids engaged)

**1. CAN YOU REMEMBER?**



**A**

**What is pulled out of the oven when the timer goes 'ding' at the beginning of video clip? (An undecorated 3-tiered cake)**



**B**

**At least two different tools Sefa and Jonathan were using to build the table, instead of using the simple 'Allen Key' that the instructions told them to use? (drill, blow torch, chainsaw, jackhammer, nail gun)**

**C** What the twins Emily and Emma were scared of at parties? (Clowns)


Colouring in can be a nice calming activity to do while having a discussion.



**D**  
What Sefa uses to light up the room when the lights go out suddenly?  
(2 blow torches)



**E**  
What happened to the table that Sefa and Jonathan made? (The twins bumped into it as they reacted in shock to Salome's hair and make-up disaster, causing the table to collapse in a pile of wood, along with her birthday cake)

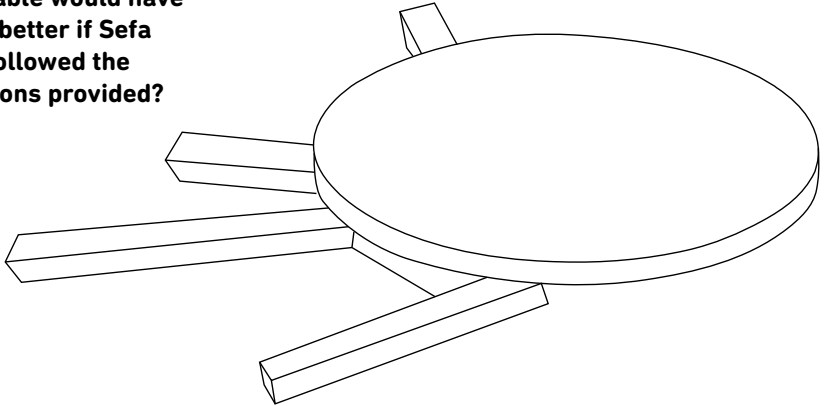


**F** How Sefa put right his mistake of building a coffee table which collapsed so easily because he didn't follow the instructions provided? (He offered, with Jonathan, to whip up a cake to help everyone forget about Salome's terrifying clown makeup)

### 3. DO YOU THINK?

**A**

That the table would have looked better if Sefa had followed the instructions provided?



**B**

Jonathan was comfortable with the idea of not using the instruction manual?



**C**

We as a family can learn something from this video clip?



Now ask God in prayer to forgive you for not spending much time reading His instructions in the Bible. Then ask for His power to obey the Holy Spirit's invitation each day to spend time with Him by reading the Bible.

- (A) (Yes) What clues in the video suggest this? (Emma and Emily stated that they had a similar table but that it was taller and didn't have a burned leg. This implied that they followed instructions when building it, unlike Sefa's strange looking table because he refused to use the instructions.)
- (B) (No) Give a reason, based on the video. (Jonathan kept trying to get his father to read and follow the instructions many times. He also reminded his father about what happened to Kosta a couple of weeks earlier when his dad didn't follow instructions for building the trampoline.)
- (C) (Yes) Explain your answer using examples from the video.

**(Children:** 1) Disobeying parents' instructions results in unhappiness. When Salome disobeyed Marica's instruction about the hair straightener, Salome spoiled her hair and looked terrible at her own birthday party. 2) When our willful disobedience leads to something being damaged, we need to apologize and then offer to fix the damage, if possible. Salome did this when she offered to save up to buy a new Strawmaker to replace Marica's one that Salome thought she had broken.

**Parents:** 1) When we realise we've done the wrong thing in front of our children, we need to admit our wrong verbally and then correct our mistakes. Sefa showed this by admitting that it was wrong to ignore the instructions when building the table. He then offered to bake a new cake and also agreed to Jonathan's suggestion to use the recipe for baking the cake. 2) Be quick to forgive our children's mistakes. When Salome apologized and tried to offer to replace the broken Strawmaker, Marica showed she'd forgiven her by gently joking with Salome about her makeup, giving her a hug and explaining that the Strawmaker was already broken. Marica then clarified that she was only protecting Salome from harm and embarrassment.


**Both:** For everyone's safety, we should use instruction manuals when building something we have never built before. When Sefa and Jonathan didn't use the instruction manual to build the table, the risk of accidents increased for everyone in their household.)



#### 4. WHO SAID THIS & WHY?

A


"I'm not driving you two to the hospital on Salome's birthday."



Marica

B


"But guess what? A real man admits when he makes mistakes."



Sefa

C

"I told you not to use it because I didn't want you hurting yourself."



Marica

- (A) Marica to Sefa and Jonathan after he accidentally snapped the table leg in half, because she was concerned that their refusal to use instructions would result in an accident
- (B) Sefa when he realized that because he refused to use the instruction manual, the table collapsed easily when it was accidentally bumped, ruining Salome's birthday cake.
- (C) Marica to Salome when she explained why she had not given Salome permission to use the hair straightener.





**"The Spirit of the Lord is on me, because he has anointed me to proclaim good news to the poor. He has sent me to proclaim freedom for the prisoners and recovery of sight for the blind, to set the oppressed free..."**

Luke 4:18

# Discovery Bible Reading

Just in case you wanted more

## Read

Luke 4:16-24 (read this passage through twice)

## Retell

Have someone in the family retell briefly what this passage says in their own words

## Discuss

1. What is something new you find in this story?
2. What surprises you?
3. What don't you understand?
4. What will you obey or apply?
5. What will you share with another this week?

## E.G. White Quotes

*In childhood, youth and manhood, Jesus studied the Scriptures. As a little child He was daily at His mother's knee taught from the scrolls of the prophets. In His youth, the early morning and the evening twilight often found Him alone on the mountain or among the trees of the forest, spending a quiet hour in prayer and the study of God's word." (Education, p. 185)*

*But God will have a people upon the earth to maintain the Bible and the Bible only, as the standard of all doctrines and the basis of all reforms. (The Great Controversy, p. 595)*

*And there is nothing more calculated to energize the mind, and strengthen the intellect, than the study of the word of God... If God's word were studied as it should be, men would have a breadth of mind, a nobility of character, and a stability of purpose, that is rarely seen in these times. (Christian Education, p. 118)*

*The search for truth will reward the seeker at every turn, and each discovery will open up richer fields for his investigation...The mind will enlarge, if it is employed in tracing out the relation of the subjects of the Bible, comparing scripture with scripture, and spiritual things with spiritual. (Christian Education, p. 119)*

*Only those who have been diligent students of the Scriptures and who have received the love of the truth will be shielded from the powerful delusion that takes the world captive. By the Bible testimony these will detect the deceiver in his disguise. (GC p. 625).*

*"Jesus met Satan with the words, 'Man shall not live by bread alone, but by every word that proceedeth out of the mouth of God' (Matt. 4:4). In every temptation the weapon of His warfare was the Word of God. (GC p. 625).*

*"This book is the voice of God speaking to us. The Bible opens to us the words of life; for it makes us acquainted with Christ who is our life. In order to have true, abiding faith in Christ, we must know Him as He is represented in the word" (Fundamentals of Christian Education p. 433).*

*The Bible is of the highest value because it is the word of the living God. Of all the books in the world it is the most deserving of study and attention, for it is eternal wisdom. (Counsels to Parents, Teachers, and Students, pp. 421)*

*Used as a textbook in our schools, the Bible will do for mind and morals what cannot be done by books of science and philosophy. As a book to discipline and strengthen the intellect, to ennoble, purify, and refine the character, it is without a rival. (Counsels to Parents, Teachers, and Students, pp. 422)*



# PUZZLES

## 1. WORD SEARCH


Complete the word search below:

K T X U C C H A I N S A W N I A H Y K Y M Q B G  
 P P A N E Q N T H U A V F A A U L I D M B W Q C  
 S C R I P T U R E S U E G N H E B L L J L X I Y  
 Q F T O B I X T L C C H N P R O P H E C Y M H D  
 G H N F I N D K E Q L K C I U K L R D N N Y G I  
 C H A C T S H W I D W Q G O P L X L S H K T E S  
 G B J Y F T C W O Q W B G O S P E L S D H E E C  
 H K A B C R O A X R B J S B F L U K M D D W Y I  
 O H D S R U P L K L D Y W F J R C L Q Q I A T P  
 M S W H F C Z G D E E F P X K I V M V S N X T L  
 K A D X P T A I P T I T Y A T K M D D Z Y F E E  
 L A K L S I P W N G E R T S A T W X V I P K K S  
 O N T K U O R R A S T S P E N F W P C N S C M O  
 Y H M J K N S Y O E P I T E R L U Q K N R W V W  
 A S D T Y S S T O P L I M A D F C S O Z W I M L  
 Z P Z O J J D P Y B H A R X M L R I L A M S Y I  
 G R Q N B E M R P P T E H E E E T O A N U D I Z  
 K I P D K M O G A S M J T L D C N G M R W O G I  
 A N E E L T P R E D N T B S U J I T Y G O M W P  
 K G N D S J X T L E X I W D R O C K E T O Q V B  
 W S W I F T W L E F B H E O I X P V G G P D M U  
 G Q H U O E O M N O R D I M B Z H S Z X X J I J  
 N P Q Z N U K P W R P Z R A K N C K R Y Y K N Q  
 G T R A M P O L I N E O B I R T H D A Y F C O E

### Word List

Allen key	Word	Bible	Scriptures
Disciples	Cake	New Testament	Old Testament
Poetry	Prophecy	Chainsaw	Trampoline
Wisdom	Birthday	Deductions	Inspired
Gospels	Springs	Rocket	Letter from God
Laws	Prophets	Instructions	History
Lipstick			

## 2. CROSSWORD



### Across:

- Jonathan lost control of the \_\_\_\_\_ so the plank of wood hit Sefa's head.
- Salome looked like a \_\_\_\_\_ with her very bright makeup.
- The setting for this video clip was Salome's \_\_\_\_\_ party.
- The brand name of the tool Salome used to try and change her hairstyle.
- The type of table that Sefa and Jonathan tried to build without using the Instructions.
- The type of tool Salome asked Marica to use to style her hair.
- Salome put this on her face which made her look like a clown.

### Down:

- Something Sefa built two weeks before, without using the instruction manual.
- Another name for God's Instruction Manual.
- God's Instruction Manual is also called The \_\_\_\_\_ of God.
- Type of tools Sefa and Jonathan used instead of the Allen Key provided.
- The twins were planning to use their gift to give Salome a \_\_\_\_\_.
- Another word for instructions which guide you when you build something.
- God's Instruction Manual for our life.
- Marica made and decorated a \_\_\_\_\_ but it was ruined when the table collapsed.

### 3. MATCH UP PUZZLE

Look up the Bible texts on the left hand side and match with the correct letter on the right hand side, which is a promise God gives us in His Word.


<b>Bible Texts</b>	<b>Bible Promises</b>
1. _____ Isaiah 54:13	a. Rest when we are tired and have heavy loads to carry.
2. _____ Matthew 11:28	b. Forgiveness when we confess our sins (disobedience).
3. _____ John 14:27	c. Children taught by God and peace given to them.
4. _____ Jeremiah 30:17	d. God will show us remarkable secrets if we call on Him.
5. _____ 2 Chronicles 7:14	e. We will have a sense of belonging as God's children that He loves passionately.
6. _____ Jeremiah 33:3	f. Health and healing of our injuries.
7. _____ 1 John 3:1	g. Peace so we don't have to worry or be afraid.
8. _____ 1 Cor 7:23	h. God will hear our prayers and give healing if we humble ourselves and really seek His will.
9. _____ 1 John 1:9	i. God loves us even though we sin (disobey) and showed this when He Jesus to save us.
10. _____ Romans 5:8	j. God paid a high price for us to be saved and set free.



Now praise God through prayer for providing you with so many promises in the Bible which you can claim when you need Help. Also ask God to help you read the Bible more often to explore for yourself His plans for you to have a very successful and interesting life!

## 4. MAZE

Draw a path from the top of the maze until you arrive at the center of the circle.



Once you finish doing the puzzle, say a short prayer to thank God for giving you the Bible to help you navigate the 'maze' of life.' Thank Him for giving us instructions in the Bible that give us the best life ever!

## 5. HIDDEN BIBLE BOOK NAMES PUZZLE

### Less Challenging

*Can you find the names of sixteen (16) books of the Bible hidden in this paragraph? Circle the books you can find.*

I once made a remark about the hidden books of the Bible (merely by a fluke). It kept people looking so hard for the facts and for others it was a revelation. Some were in a jam, especially since the name of the books were not capitalized, but the truth finally struck home to numbers of readers. To others it was a real job. We want it to be a most fascinating few moments for you. Yes, there will be some really easy ones to spot. Others may require judges to help them. I will quickly admit it usually takes a minister to find one of them, and there will be loud lamentations when it is found. A little lady says she brews a cup of tea so she can concentrate better. See how well you can compete. Relax now. There really are sixteen names of books in this story.

### More Challenging

*Can you find the names of thirty (30) books of the Bible hidden in this paragraph? Circle the books you can find.*

**Hint: 10 are obvious but the 20 that are not so easy to find are listed below.**

- |            |              |
|------------|--------------|
| 1. Hebrews | 11. James    |
| 2. Romans  | 12. Ruth     |
| 3. Hosea   | 13. Kings.   |
| 4. Numbers | 14. Titus    |
| 5. Mark    | 15. Peter    |
| 6. Matthew | 16. Amos     |
| 7. Malachi | 17. Genesis  |
| 8. Joel    | 18. Philemon |
| 9. Esther  | 19. Luke     |
| 10. Acts   | 20. Nahum    |



There are 30 books of the Bible in this paragraph. Can you find them? This is a most remarkable puzzle. It was found by a gentleman in an airplane seat pocket, on a flight from Los Angeles to Honolulu, keeping him occupied for hours. He enjoyed it so much, he passed it on to some friends. One friend from Illinois worked on this while fishing from his john boat. Another friend studied it while playing his banjo. Elaine Taylor, a columnist friend, was so intrigued by it she mentioned it in her weekly newspaper column. Another friend judges the job of solving this puzzle so involving, she brews a cup of tea to help her nerves. There will be some names that are really easy to spot. That's a fact. Some people, however, will soon find themselves in a jam, especially since the book names are not necessarily capitalized.

Truthfully, from answers we get, we are forced to admit it usually takes a minister or a scholar to see some of them at the worst. Research has shown that something in our genes is responsible for the difficulty we have in seeing the books in this paragraph. During a recent fund raising event, which featured this puzzle, the Alpha Delta Phi lemonade booth set a new record. The local paper, The Chronicle, surveyed over 200 patrons who reported that this puzzle was one of the most difficult they had ever seen. As Daniel Humana humbly puts it, "The books are all right here in plain view hidden from sight." Those able to find all of them will hear great lamentations from those who have to be shown. One revelation that may help is that books like Timothy and Samuel may occur without their numbers. Also, keep in mind, that punctuation and spaces in the middle are normal. A chipper attitude will help you compete really well against those who claim to know the answers. Remember, there is no need for a mad exodus; there really are 30 books of the Bible lurking somewhere in this paragraph waiting to be found. God Bless.

Source : <http://home.snu.edu/~hculbert/hidden.html>



**Now pray a short prayer praising God for the Bible, His special Letter of love to you. Ask Him to help you to really enjoy reading the Bible at least once every day for 30mins or more so you can discover more about what He is like.**

# FAMILY CHALLENGE

(Choose 1 or 2 you might like to do as a family this week)

- Play Bible quiz games during family worship times. Here are some examples:
- i) **Bible charades/ Pictionary** - put words from a Bible story or passage on small pieces of paper (1 word per piece of paper). Ask family members to act (for charades) or draw pictures/ symbols on paper (for Pictionary) representing the word on the paper which the rest of the family will try to guess.

The following link explains this game further - <https://youthministry.org.au/2009/03/17/bible-charadespictionary/>

- ii) **Bible Taboo** - Read a passage or story in the Bible together.

Prepare beforehand a set of cards when you, as the parent, choose some words or names mentioned in that passage.

Write them on small cards with a list of 5 or more words under it, that they are not allowed to mention.

The rest of the family then tries to guess the word at the top of the card. The older children can be prepare the cards for the next passage or Bible story you use. The following link provides examples of the small cards and further explanation. <https://youthministry.org.au/2009/03/15/bible-taboo/>

- iii) **Guess who?** This quiz game can be played after reading Bible stories from different parts of the Bible during the week.

Prepare 2 sets of the same small cards by writing the name of the person on top of the cards with a list of some information about them. For example, their gender (male or female), Testament (old or new), book name (yes or no), Detail (prophet or Wiseman, or warrior, or royal etc) and character (goodie or baddie).

The person who will select a card for the rest of the family to guess does so from one pile of cards. The other set of cards is spread out on the floor or table for everyone to see.

Each person in the family looks at the cards and tries to guess it by asking questions that can be answered with a 'Yes' or 'No.' For example, "Are you male?" Or "Are you a goodie?" The family member that guesses it correctly with the least amount of questions, is the winner.

If you have a large family, you can divide them into 2 groups and limit questions to 10 per group to make people choose their questions carefully. The following link provides cards you can print out and explains the game further.

<https://youthministry.org.au/2010/06/23/guess-who-bible-characters/>

For more Bible games the following link provides more that you can use or adapt: <https://youthministry.org.au/category/bible-games/>

- Teach and model for your children different ways they can study the Bible verses or passages deeper (You could use Bible verses from the current Sabbath School lesson for the week)

A) ACRONYMS - use 1 or more of the following acronyms to ask questions about a verse or passage.

i) S.P.E.C.K - **S**in to avoid or confess, **P**romise to claim, **E**xample to follow, **C**ommand to obey and **K**nowledge of God to acquire. The following links provide explanations and templates you can print out: <https://gleneyrie.org/wp-content/uploads/2018/04/SPECK-Bible-Study-Tool-1.pdf>

ii) S.P.A.C.E. - **S**ins to Confess, **P**romises to Claim, **A**ttitudes or Actions to Adopt or Avoid, **C**ommands to Obey, **E**xamples to Follow.

iii) S.O.A.P - **S**cripture, **O**bservations, **A**pplication, **P**rayer (Explained in 'Lome Likes' Worship booklet).

iv) A.P.P.L.E - **A**tttributes of God, **P**romises of God, **P**inciples for Life, **L**esson Learned, **E**xample to Follow.

The following link provides further explanations: <https://arabahjoy.com/apple-bible-study-method/>

v) S.P.E.C.S.A.P - **S**ins, attitudes or actions to forsake; **P**romises - assurance or benefit for us to claim from God; **E**xamples - good attitudes to take from the verse; **C**ommands - directions from God; **S**tumbling blocks - things God warns us to avoid; **A**ctions - what we need to apply in our lives; **P**rayer - pray that God will help us to walk faithfully with God.

- Word/Theme study: Choose a specific word or theme your family is interested in and use a Bible Concordance to find other texts about that word or theme. Look up the Bible texts together and discuss what each text has to say about the word or theme you've chosen.

If you have easy access to the internet, then use a website like [www.biblegateway.com](http://www.biblegateway.com) by typing in the word or phrase in the search box, to locate other relevant Bible texts in many versions. Or you can type into google phrases like "Bible texts about..."

Or you can use the following link which will generate a list of Bible texts based on the topic you put in the search box: <https://www.openbible.info/topics/>

For cross referencing to find other texts which look similar to the text you are focusing on, here is a useful link:

<https://www.openbible.info/labs/cross-references/>

Other creative Bible study methods can be found in the following link:

[https://embracingthelovely.com/creative-bible-study-methods/#Unique\\_Creative\\_Methods\\_of\\_Bible\\_Study](https://embracingthelovely.com/creative-bible-study-methods/#Unique_Creative_Methods_of_Bible_Study)

<https://www.biblestudytools.com/blogs/chris-russell/5-great-ways-to-study-your-bible.html>

Whatever method you choose to do as a family, remember to try each method yourself first as the parent before teaching it to your children.

For those that can read and write in your family, recording Bible Studies in a Journal (small exercise book) would help you each to refer to the lessons learned in the future when you face challenges and if you are asked to take a thought for worship at home or at church.

- For younger children that are unable to read or struggle with reading, there are many Bible story video clips on You Tube which can help them learn Bible stories until they are able to read the stories. Here are some links to get you started:

<https://www.youtube.com/watch?v=onnEalNBaGg> - Noah's story by "The Beginner's Bible"

<https://www.youtube.com/watch?v=wmio42mjcls> - The Nativity Story Part 1 by "The Beginner's Bible"

<https://www.youtube.com/watch?v=aGVfqjy00I> - Daniel

<https://www.youtube.com/watch?v=UszC5Z2hxmI> - Come Follow me by Living Scriptures. This clip is about Jesus calling his disciples.

<https://www.youtube.com/watch?v=5UNBtaVsWm4> - "Roar" by Super book. Looks at the story of Daniel and the Lion's Den with a modern twist.

- Find creative ways to help learn the books of the Bible in order. The following links have some ideas

i) Using visual clues - <https://www.youtube.com/watch?v=uPmifDA1ak0>

<https://www.youtube.com/watch?v=LuyEryHeB6U>

<https://www.youtube.com/watch?v=NhV8XwiOsNA>

ii) Using songs - <https://www.youtube.com/watch?v=KLZvdafKKTE> - Books of the Bible and a sentence that describes what the book covers.

- <https://www.youtube.com/watch?v=Z9vhK9tk9ME> - Old Testament

- <https://www.youtube.com/watch?v=JlwlSKR4-pM> - New Testament

- <https://www.youtube.com/watch?v=wZVrc-Mjxr0>
- Old and New Testament

Your family can also come up with your own tune or actions. Please feel free to upload your original composition to The Tuis Facebook page for other families to see and use.

- Memorise any of the Bible texts mentioned in this resource or one your family think is suitable about The Word of God, using "Rebus Verse."

### ***Explanation of the 'Rebus Verse' activity***

(This is copied from "100 Creative ways 2 learn memory verses" by Karen Holford pg,56.)

### **Supplies**

- Paper
- Pencils
- Pens and Markers
- A Variety of sticker sheets or printed clip art to suit the text being illustrated.

### **Instructions**

- 1) Create a Rebus by replacing some of the words in the verse with pictures. This activity is useful for early and pre-readers because the pictures help the children to guess some of the words. Choose verses containing several words for which you can find replacement pictures or stickers.

- 2) Help the children to write out the verse to be learned, leaving spaces for small pictures where appropriate.
- 3) Let the children place stickers or small pictures into the correct spaces in the verse.

### **Other ideas**

- Help younger children by pre-printing the verse with ready made spaces for the stickers and pictures, and give each of them a copy.
- Make a series of Rebus verses and let each child build up a small folder or booklet of Rebus verses that they can reread whenever they wish.
- Have older children draw their own pictures in the spaces.

***During Family Worship you can discuss any of these questions: Choose the questions you think would work for your family - or create your own questions.***

- 1) Were you ever afraid of the dark when you were little? Why?
- 2) Why do you think David calls God's word a lamp for his feet?
- 3) Why do you think some countries don't let Bibles come into their country?

- 4) What is your favourite story in the Bible? What makes this passage come alive for you?
- 5) What sort of things have you memorized without trying?
- 6) What stops you from being able to spend some time in the Bible each day? How can you readjust?
- 7) Have you ever written a letter to someone you love? How would you have felt if the person you loved just ignored your letter?
- 8) Do you have your own copy of the Bible? How often do you read it?
- 9) What ideas do you have for memorising verses from the Bible?

(These questions come from  
Connecting with God 28 Ways:  
Children's Evangelism Series pp 13-14)





Read this prayer and then pray based on this, using your own words or language. "Thank You Jesus, for wanting to talk to me each day. I'll look for Your words in my Bible and when I hear a story about You at church or in school. I want to be Your friend forever, Amen."



# SONGS

"God's book, the Bible" by the Abide Ministry. This is in the Disc that goes with the "Connecting with God 28 ways" Resource.

*Here are the lyrics of the song "God's book, the Bible"*

## **Verse 1**

If you want to read a letter that will help you to live better

Then you've gotta read God's book the Bible (3x)

So stop and read

'Cause it's just what you need

Go and read God's Holy Bible

## **Verse 2**

*It's got a story or two and shows you what you should do*

*When you read God's Holy Bible 3x*

*So stop and read*

*'Cause it's just what you need*

*Go and read God's Holy Bible*

## **Verse 3**

*It's full of good advice that will help you with your life*

*So stop and read God's Holy Bible 3x*

*So stop and read*

*'Cause it's just what you need*

*Go and read God's Holy Bible*

- *Growing up with Jesus" from the DVD. It's song 1 on the Arnie's Shack DVD that accompanies the Connecting with God 28 ways" resource.*

**Other songs from You Tube include the following:**

- <https://www.youtube.com/watch?v=4BFGWuXUdhY>  
- "2 Timothy 3:16 All Scripture"
- <https://www.youtube.com/watch?v=-dcsR8bslUM&list>  
- "The B.I.B.L.E" animated song.
- <https://www.youtube.com/watch?v=QnUWGjMu9XQ&list>  
- "The B.I.B.L.E" "
- <https://www.youtube.com/watch?v=uBoHpeHFR-w>  
- "If you want to be wise".
- <https://www.youtube.com/watch?v=senuUz-j9zA>- "God's Word is the Bible"
- <https://www.youtube.com/watch?v=W8cJOMU9Q-U&list>  
- "Word of God speak".



➤ <https://www.youtube.com/watch?v=FS1IAc5DSCU>  
- "Thy Word is a lamp".

➤ <https://www.youtube.com/watch?v=Afz0q0cQjll>  
- "Thy Word is a lamp."

➤ <https://www.youtube.com/watch?v=3vmTkXNpwzs&list>  
- "Ancient Words".

➤ <https://www.youtube.com/watch?v=0oiOfMQebW8>  
- "Ancient Words".

➤ [https://www.youtube.com/watch?v=eP9D4xcw\\_UO](https://www.youtube.com/watch?v=eP9D4xcw_UO)  
- "Every promise in the Book is mine".

➤ <https://www.youtube.com/watch?v=K9DodTRI3vU>  
- "The books of the Bible"

➤ <https://www.youtube.com/watch?v=PYRyJxs9CG4&list>  
- "Read your Bible pray everyday".

➤ <https://www.youtube.com/watch?v=IOPNiGP0lpk>  
- "Wonderful Words of life".


➤ <https://www.youtube.com/watch?v=AwdhimkaTgQ>  
- "Every time I read my Bible".

➤ <https://www.youtube.com/watch?v=p6-KKBxaFjk&list> - "Living Word".

➤ <https://www.youtube.com/watch?v=ODpSlliWkEM&list>  
- "Every promise in Your Word".

➤ <https://www.youtube.com/watch?v=KqaA8XBI15o&list>  
- "Your Words".

➤ <https://www.youtube.com/watch?v=ubRIJj8xkds&list>  
- "Speak, O Lord".



- <https://www.youtube.com/watch?v=fCSYiGE00aE&list>  
- "Your Words of Life".
- <https://www.youtube.com/watch?v=xQmj1RVA6XA>  
- "The Word of God".





# ANSWERS

## 1. Word Search

K T X U C **C H A I N S A W N I A** H Y K Y M Q B G  
 P P A N E Q N T H U A V F A A U **L I D M B W Q C**  
**S C R I P T U R E S** U E G N H E B **L J L X I Y**  
 Q F T O B **I X T L C C H N P R O P H E C Y M H D**  
 G H N F I **N D K E Q L K C I U K L R D N N Y G I**  
 C H A C T **S H W I D W Q G O P L X L S H K T E S**  
 G B J Y F **I C W O Q W B G O S P E L S D H F E C**  
 H K A B C **R O A X R B J S B F L U K M D D W Y I**  
 O H D **S R L P L K L D Y W F J R C L Q Q I A T F**  
 M S **W H F C Z G D E E F P X K I V M V S N X T L**  
 K **A D X P T A I P T I T Y A T K M D D Z Y F E E**  
**L A K L S I F W N G E R T S A T W X V I P K K S**  
 O N T K U **O R R A S T S P E N F W P C N S C M O**  
 Y H M J K N S Y **O E P I T E R L U Q K N R W V W**  
 A **S D T Y S S T O P L I M A D F C S O Z W I M L**  
 Z **F Z O J J D P Y B H A R X M L R I L A M S Y I**  
 G **R Q N B E M R P P T E H E E E T O A N U B I Z**  
 K **I P D K M O G A S M J T L D C N G M R W O G I**  
 A **N E E L T P R E D N T B S U J I T Y G O M W P**  
 K **G N D S J X T L E X I W D R O C K E T O Q V B**  
 W **S W I F T W L E F B H E O I X P V G G P D M U**  
 G Q **H U O E O M N O R D I M B Z H S Z X X J I J**  
 N P Q Z **N U K P W R P Z R A K N C K R Y Y K N Q**  
 G **T R A M P O L I N E O B I R T H D A Y F C O E**


## 2. Match Up Puzzle

### Solution for the Match Up Puzzle

Bible Texts	Bible Promises
1. <b>c</b> Isaiah 54:13	a. Rest when were are tired and have heavy loads to carry
2. <b>a</b> Matthew 11:28	b. Forgiveness when we confess our sins (disobedience)
3. <b>g</b> John 14:27	c. Children taught by God and peace given to them.
4. <b>f</b> Jeremiah 30:17	d. God will show us remarkable secrets if we call on Him.
5. <b>h</b> 2 Chronicles 7:14	e. We will have a sense of belonging as God's children that He loves passionately.
6. <b>d</b> Jeremiah 33:3	f. Health and healing of our injuries
7. <b>e</b> 1 John 3:1	g. Peace so we don't have to worry or be afraid
8. <b>j</b> 1 Cor 7:23	h. God will hear our prayers and give healing if we humble ourselves and really seek His will/ways.
9. <b>b</b> 1 John 1:9	i. God loves us even though we sin (disobey) and showed this when He Jesus to save us.
10. <b>i</b> Romans 5:8	j. God paid a high price for us to be saved and set free.

# ANSWERS

## 3. Crossword



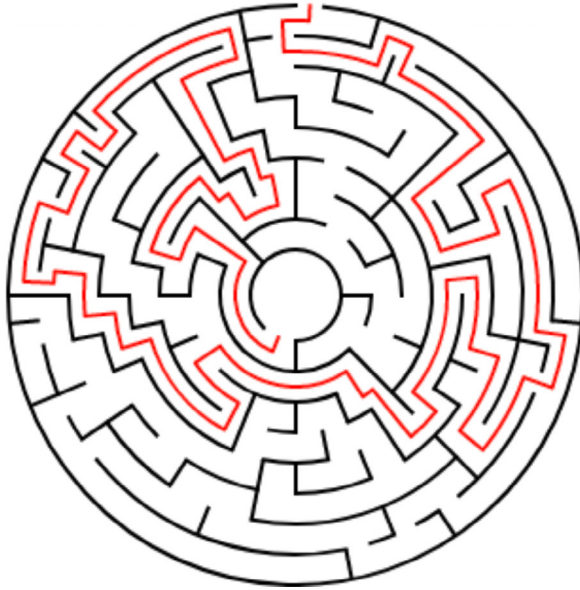
### Across:

2. Jonathan lost control of the **DRILL** so the plank of wood hit Sefa' head.
4. Salome looked like a **CLOWN** with her very bright makeup.
8. The setting for this video clip was Salome's **BIRTHDAY** party.
9. The brand name of the tool Salome used to try and change her hairstyle. **STRAWMAKER**
10. The type of table that Sefa and Jonathan tried to build without using the Instructions. **COFFEE**

### Down:

1. Something Sefa built 2 weeks before, without using the instruction manual. **TRAMPOLINE**
3. Another name for God's Instruction Manual. **SCRIPTURES**
5. God's Instruction Manual is also called **The WORD** of God.
6. Type of tools Sefa and Jonathan used instead of the Allen Key provided. **POWERTOOLS**
7. The twins were planning to use their gift to give Salome a **MAKEOVER**.
8. Another word for instructions which guide you when we build something. **BLUEPRINTS**
11. God's Instruction Manual for our life. **BIBLE**
12. Marica made and decorated a **CAKE** but it was ruined when the table collapsed.

#### 4. Maze



#### 5. Hidden Bible Book Names

##### Solution for Hidden Bible book names Puzzle (Less challenging)

I one made a re**mark** about the hidden books of the Bible (merely by a **fluke**). It kept people **looking** so hard for the **facts** and for others it was a **revelation**. **S**ome were in a **jam**, **e**specially since the name of the books were not capitalized, but the **truth** finally struck home to **numbers** of readers. To others it was a **real** job. We want it to be **a most** fascinating few moments for you. **Yes, ther**e will be some really easy ones to spot. Others may require **judges** to help them. I will quickly **admit** **it usually** takes a minister to find one of them, and there will be loud **lamentations** when it is found. A little lady says **she brews** a cup of tea so she can concentrate better. See how well you can **compete**. **R**elax now. There really are sixteen names of books in this story.

Source: <http://home.snu.edu/~hculbert/solution.html>

## Solution for the Hidden Bible Books Puzzle (More challenging)

There are 30 books of the Bible in this paragraph. Can you find them? This is a most remarkable puzzle. It was found by a gentleman in an airplane seat pocket, on a flight from Los Angeles to Honolulu, keeping him occupied for hours. He enjoyed it so much, he passed it on to some friends. One friend from Illinois worked on this while fishing from his John boat. Another friend studied it while playing his banjo. Elaine Taylor, a columnist friend, was so intrigued by it she mentioned it in her weekly newspaper column. Another friend judges the job of solving this puzzle so involving, she brews a cup of tea to help her nerves. There will be some names that are really easy to spot. That's a fact. Some people, however, will soon find themselves in a jam, especially since the book names are not necessarily capitalized. Truthfully, from answers we get, we are forced to admit it usually takes a minister or a scholar to see some of them at the worst. Research has shown that something in our genes is responsible for the difficulty we have in seeing the books in this paragraph. During a recent fund raising event, which featured this puzzle, the Alpha Delta Phi lemonade booth set a new record. The local paper, The Chronicle, surveyed over 200 patrons who reported that this puzzle was one of the most difficult they had ever seen. As Daniel Humana humbly puts it, "The books are all right here in plain view hidden from sight." Those able to find all of them will hear great lamentations from those who have to be shown. One revelation that may help is that books like Timothy and Samuel may occur without their numbers. Also, keep in mind, that punctuation and spaces in the middle are normal. A chipper attitude will help you compete really well against those who claim to know the answers. Remember, there is no need for a mad exodus; there really are 30 books of the Bible lurking somewhere in this paragraph waiting to be found. God Bless.

Source: <http://home.snu.edu/~hculbert/answer.html>



*South Pacific*

Copyright 2019 by  
Discipleship Ministries – Children's Ministries,  
South Pacific Division of the Seventh-day  
Adventist Church

Written by: Sarai Vaofanua-Stephens  
Edited by: Litiana Rakarakatia Turner  
Discipleship Ministry Consultants: Leigh Rice  
& Alexandra Manners  
Design: Mark Aitken & Garth Tudor

