


THE TWIS

ROBOT BUTLER

Family Worship
Worksheet
- CREATION -



"ROBOT BUTLER"

Parent Worship Questions

Worship ideas for Fundamental 6 - CREATION

For Parents - From God loves me 28 Ways for kids

- Genesis chapters 1 and 2 tell us that God created the heavens and the earth. The earth didn't have any shape, and it was empty and dark.
- God spoke, and the heavens and everything in it came into being (Psalm 33:6).
- God took six days to create the heavens and the earth, and He rested on the seventh day (Genesis 1:1-2:3).
- God created us because He loves us (1 John 4:8). He wants to share the whole earth with us.
- In the Bible, the days of Creation are actual twenty-four-hour periods. The Hebrew word translated "day" in Genesis 1 is yom. When yom is accompanied by a definite number, it always means an actual, twenty-four hour day (Genesis 7:11; Exodus 16:1).
- The Creation shows God as a careful planner. He planted a special garden home for Adam and Eve. He created the human beings so they could have a relationship with Him.

**"Whoever does not love
does not know God, be-
cause God is love"**

-1 John 4:8 [NIV]

Start with the end in mind

- Parents and children need to know that God is powerful enough to speak the world and our galaxy into existence and can recreate us by speaking words that create a new us - on the inside and out. (Isaiah 45:12-13; Ps 33:6-9; Psalm 148:5; Hebrews 11:3; 2 Corinthians 5:16-18; Isaiah 55:11).
- Because God created us, He is keenly interested in all we do and is constantly with us, affirming and loving us. In return we need to worship and appreciate Him regularly. (Isaiah 44:24-25; Jeremiah 29:11-13; Revelation 4:11; Hebrews 13:14-16).

“Let them praise the name of the Lord, for at his command they were created”

-Psalm 148:5 [NIV]

Using the Tuis Video - Worship Objectives

- God made humanity with a power to choose to love Him because real love is not forced, but a choice one makes.
- We often take God, our Creator, for granted, so we need to take the time to appreciate Him and let Him know that we love and appreciate Him as our Creator.
- God wants to spend time with us, especially on the seventh day, so He can help us to know Him better which in turn, helps us to love Him.


For parents with their kids, choose one or two from each of the following 4 types of questions to generate discussion:

1. CAN YOU REMEMBER?


Colouring in can be a nice calming activity to do while having a discussion.



- A** What were Marcia and Tuks working on in her lab
- B** Name 2 things that happened once Marica disabled Jeeves and put him in the cupboard?



- C** What were some of the things that Jeeves did to make the family 'love' him?
- D** What did Marcia do to make Jeeves develop feelings of "love"?



(A) They were in Marica's Lab, working on a science project - Marica was pouring liquid from one test tube into another while Tuks looked on in suspense, dressed in his faithshaper singlet and goggles.

(B) Sefa came in and gave her flowers/ Jonathan and Lome set the table and served the food for the family/ Marica, with her hand around Sefa, told her family that they were the best/ they sat around the dining table eating and laughing. **(C)** It made the family fresh pancakes for breakfast, steamed Sefa's sailor hat/ made Sefa freshly squeezed pineapple juice which was his favourite,

reminded them of correct times to leave the house so they wouldn't be late to school and work/ made and packed their lunches/ cleaned up so Marica and Tuks could go on an adventure/ made Jonathan's favourite Rawena from scratch, made a mix tape for Salome's dance class/ mended Jonathan's costume shirt.

(D) She typed in codes to increase sensitivity and appreciation but found that it was exaggerated, so she toned down different settings until she was happy with the changes.


3. DO YOU THINK?

E

That Marica felt loved and appreciated when she programmed the robot to show her love?

F

Why do you think she felt that way?



(E) That Marica felt loved and appreciated when she programmed the robot to show her love? (No) Use clues in the video to support your answer (She didn't look very happy when Sefa told the Robot that he loved "him" and kissed Jeeves on the forehead after Jeeves hands him a glass of freshly squeezed Pineapple juice/ Marica also told Jeeves that she was happier without "him," then she deactivated Jeeves and put "him" in the cupboard.)

(F) You can describe how you would feel if you were Jonathan when Salome snatched the wig off him? (Embarrassed, angry at my sister for accusing me of stealing her wig) Is this the way older siblings should be treating younger siblings? (No). Explain your answer (We all need to appreciate each other in a respectful and kind way because we are all created in the image of God. God treats us kindly and respectfully so we need to be like Him in the way we treat other people.)

We all need to appreciate each other in a respectful and kind way because we are all created in the image of God. God treats us kindly and respectfully so we need to be like Him in the way we treat other people.

4. WHO SAID THIS & WHY?

"The chores were never the problem. I just wanted to feel appreciated."


G

"Your love isn't real. My family's love is what counts."

H

"Let us make human beings in our image, to be like us...?"

I



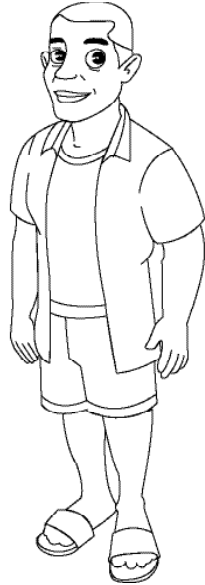
Robot



Jonathan



Marica



Sefa




God

(G) (Marica) Why? (Because her plan wasn't working out. She thought that creating the robot to do all the chores would allow her time to relax and be more appreciated for her hard work. Instead her family showed and expressed more appreciation and love to Jeeves, the robot, than to her.)

(H) (Marica) Why? (She realises that the Robot's words were programmed, but when her family spoke to her of their love for her, it was from a genuine love generated in their hearts. That kind of love is real love.)

(I) (God in Gen 1:26) Who is the 'us' in the verse? (God the Father - 1 Corinthians 8:6; James 1:17, the Son Jesus Christ - Hebrews 1:2; John 1:1-3,14 and Holy Spirit - Gen 1:2; Psalm 104:30. They were all actively involved with creation) Why is it important to realise that every human being is made in God's image? (Because being made in God's image:

- a) makes us valuable just like Him,
- b) helps us to value other human beings who are also made in God's image and,
- c) means that we can, through the Holy Spirit living in us, have qualities like creativity, kindness, love, patience, joyfulness, peace, gentleness and faithfulness, all of which He possesses.)



Discovery Bible Reading

Just in case you wanted more

Read

Ps 8:1-9 (read this passage through twice)

Retell

Have someone in the family retell the story in their own words.

Discuss

1. What is something new you find in this story?
2. What surprises you?
3. What don't you understand?
4. What will you obey or apply?
5. What will you share with another this week?

E.G. White Quotes

"The weekly cycle of seven literal days, six for labour and the seventh for rest, which has been preserved and brought down through Bible history, originated in the great facts of the first seven days." (Spiritual Gifts, vol.3, p 90).

"We may read the character of the Creator in the heavens above and the earth beneath, filling the heart with gratitude and thanksgiving. Every nerve and sense will respond to the expressions of God's love in His marvellous works" (Child Guidance, p 50).

"Man was the crowning act of the creation of God, made in the image of God, and designed to be a counterpart of God.... Man is very dear to God, because he was formed in His own image." (The Review and Herald, June 18, 1895).

"Though formed from the dust, Adam was 'the son of God.' He was placed, as God's representative, over the lower orders of being. They cannot understand or acknowledge

the sovereignty of God, yet they were made capable of loving and serving man." (Patriarchs and prophets, p 45).

"After resting upon the seventh day, God sanctified it, or set it apart, as a day of rest for man. Following the example of the Creator, man was to rest upon this sacred day, that as he should look upon the heavens and the earth, he might reflect upon God's great work of creation; and that as he should behold the evidences of God's wisdom and goodness, his heart might be filled with love and reverence for his Maker." (Patriarchs and prophets, p 47).

"God saw that a Sabbath was essential for man, even in Paradise. He needed to lay aside his own interests and pursuits for one day of the seven, that he might more fully contemplate the works of God and meditate upon His power and goodness. He needed a Sabbath to remind him more vividly of God and to awaken gratitude because all that he enjoyed and possessed came from the beneficent hand of the Creator." (Patriarchs and prophets, p 48).

PUZZLES

1. WORD SEARCH

Day	What Was Created
Day 1	a. Air
Day 1	b. Stars
Day 1	c. Brighter light (Sun)
Day 2	d. Animals
Day 2	e. Sky
Day 3	f. Birds
Day 3	g. Light
Day 4	h. Smaller light (Moon)
Day 4	i. Day
Day 4	j. Sea Animals
Day 5	k. Holy Day
Day 5	l. Dry Land
Day 6	m. Night
Day 6	n. Plants
Day 7	o. Human Beings


Read Genesis 1:3 to Genesis 2:3 and then match the letters in the second column with the correct Day they were created on, in the first column.

[The list of words come from the "God loves me 28 Ways Bible Adventures for Young Readers - Lesson 6, p3.]



Once you've completed the puzzle thank God, through prayer, for creating such a beautiful and adventurous world for us to live, work and play in. Ask Him to also help you look after the things He's created as well as other human beings you come in contact with because they, like you, are made in His image.

2. CROSSWORD



Thank God in prayer for your parents or caregivers. Ask Him to help you show them love and appreciation - even when they don't meet your expectations or requests. Also ask Him to help you forgive them when they get stressed and upset with you so there is peace and healing in your relationship with them.

Across:

3. What was the robot unable to comprehend?
5. A flying animal that Marica and Tukana saw during their time out in nature.
6. Name of the robot.
9. Marica took Tukana for an outdoor _____ while the robot cleaned up
10. The place that Marcia and Tukana walked through when they went outside.
13. Marica only made the Robot so she could feel _____ for all she did for her family.
14. Jonathan was very excited when the Robot made them _____ for breakfast.
16. Marica burned the _____, so the family didn't want to eat it.

Down:

1. The robot cleaned up after _____ so Marica and Tukana could explore the outdoors.
2. The robot made packed _____ for Lome and Jonathan.
4. What type of pudding was Lome's favourite one that Marica sometimes bakes?
7. The type of hat that the robot steamed for Sefa. (Hint: Usually worn by ship crew.)
8. Sefa's favourite fruit juice.
11. A flying insect that Marica and Tukana saw during their little exploration outside.
12. The insect family that had their meal spoiled by the Lizard.
15. The robot fixed Jonathan's cosplay _____.

3. CODE BREAKER

How do you know that God was happy with what He created in 6 days?

Solve the Code breaker below to find the answer. [The Bible reference comes from "Activities Book - Learn about God's Love: Seventh-day Adventists believe for Kids," p 14]

A	B	C	D	E	F	G	H	I	J	K	L	M	N	O	P	Q	R	S	T	U	V	W	X	Y	Z
18	6	5			3		10		19	24	11				21	17				9					2


_ _ _ / _ A _ / A _ _ / _ H _ _ / H _ / H _ D
 20 15 12 1 18 13 18 11 11 4 10 18 4 10 7 10 18 12

_ A _ _ / A _ _ / _ _ / _ A _ / _ _ _ _ / _ _ _ _
 14 18 12 7 18 26 12 16 4 13 18 1 22 7 25 23 20 15 15 12


_ _ _ _ _ _ _ 1 : 31
 20 7 26 7 1 16 1



Now pray thanking God for creating the best possible place for us to live in and apologise for what we human beings are doing to our environment. Ask for His Holy Spirit's help to care more for everyone and everything He's created.



4. MAZE



Draw a path from the left hand of the maze until you arrive at the centre of the triangle. The triangle is a symbol of God the Father, God the Son and God the Holy Spirit. Remember that we are made in Their image.



Since you are made in God's image, think of 5 or more qualities (e.g love, kindness, determined, accepting of people, etc) you have that are qualities that God has. Thank God for each of those 5 or more qualities (mention each one by name) that He's placed in you and ask Him to help you show those qualities to your family, friends and community.

5. LETTER TILES

What is described for us in Gen 1:1 through to Gen 2:3? Unscramble each of the clue words below which are mentioned in the about passage.

CADTERE

--	--	--	--	--	--	--	--

1

SAEVNHE

--	--	--	--	--	--	--	--

3

REAHT

--	--	--	--	--

2

TESDER

--	--	--	--	--	--

5

EAVTSYDEHN

--	--	--	--	--	--	--	--	--	--

8

(Hint: 2 words)

PEOSK

--	--	--	--	--

5

NIOTNHG

--	--	--	--	--	--	--

6

SAXSIDY

--	--	--	--	--	--	--	--

4

Now copy the letters in the numbered boxes to the boxes with the same number below to reveal the answer to the question at the beginning of this puzzle.



--	--	--	--	--	--	--	--

1 2 3 4 5 6 7 8

Now ask Jesus Christ in prayer to help you to make better choices so He is really respected in His special worship space (our body) through what we choose to put in our bodies.

FAMILY CHALLENGES

Provide a list of different plants or animals that each member of the family can research to find some amazing facts about that plant or animal for them to share with the family using any creative presentation style they want.

For the younger members of the family who can't do research, the older siblings to draw outlines of their plant or animal for their younger siblings to colour in during their presentations.

If possible display their work around your house as visual reminders for us to praise our Creator God every day specifically for what He's created.

If your town has a Planetarium or Observatory, arrange to visit it as a family

Here are websites that provide information for the location of these Planetariums or Observatories in Australia and New Zealand.

- <https://astronomy.org.au/education/observatories-planetaria/> - Australia
- <https://www.inspirock.com/observatories-and-planetariums-in-australia> - rates some Planetariums in Australia
- <http://www.nzastronomy.co.nz/> - New Zealand
- <https://media.newzealand.com/en/story-ideas/heavens-above-star-gazing-in-new-zealand/> - New Zealand

If you don't have access to a Planetarium or Observatory close to your home, on a clear night plan with your family to watch the night skies, identify important constellations or features in the night sky. You can turn off all the lights at home and set up mats in your back yard for your family to lie down on and look at the night sky together. If you have access to an app on your phone for star gazing, you can use that to help comment on what you are observing. **Here is a site that reviews different Stargazing Apps:**

- <https://www.forbes.com/sites/jesseshanahan/2018/05/09/the-best-free-stargazing-apps-of-2018/#11910ddd185d>

God gifted people with knowledge of how to use natural signs He created, to their advantage. Research how ancient Pacific cultures used the various natural means for navigation purposes to travel from far distant places to discover various island groups across the vast Pacific Ocean.

Here are some useful websites which provide information :

- <http://blog.sailtrilogy.com/blog/maps-stars-polynesians-used-celestial-navigation-become-worlds-best-explorers> - Polynesians
- <https://theconversation.com/how-far-theyll-go-moana-shows-the-power-of-polynesian-celestial-navigation-72375> - Polynesians

- <https://ed.ted.com/lessons/how-did-polynesian-wayfinders-navigate-the-pacific-ocean-alan-tamayose-and-shantell-de-silva> - video clip from TEDEd, Hawaiian information.
- <https://theconversation.com/how-ancient-aboriginal-star-maps-have-shaped-australias-highway-network-55952> - Aboriginal star maps.
- <https://www.youtube.com/watch?v=0SXcWc0wN8g> - 8 tips to keep your environment safe and clean on World environment Day 2015. [While it was filmed for 2015, ideas are still relevant]
- <https://www.youtube.com/watch?v=vONBU7btYuo> - 8 ways kids can help the Environment.

As responsible stewards of the environment God entrusted His planet for us to care for and nurture it. So, find out together as a family why we need to look after our environment.

The following websites give insights to consider:

- <https://blog.storypark.com/2017/08/thalia-care-for-the-environment/>
- <https://www.ronitbaras.com/family-matters/kids-children/55-ways-to-save-the-environment-and-make-a-difference/>
- <https://www.parents.com/parenting/better-parenting/green/ways-to-protect-the-earth/>

Here are some You-Tube clips that are 'kid friendly,'

- <https://www.youtube.com/watch?v=zCfazf2gVuo> - recycling
- <https://www.youtube.com/watch?v=gUhxcdzRgLQ> - What Can You Do RIGHT NOW To Save The Earth? [Refers to American information but it has some useful ideas that can be adapted for us in the South Pacific]

One way to care for the environment created by God is to apply the "reduce, reuse and recycle" program to your home.

Here are websites that give you good ideas.

- <https://www.wwf.org.au/get-involved/change-the-way-you-live/reduce-reuse-recycle#gs.V2uS6vM>
- <https://4waste.com.au/recycling/reduce-reuse-recycle-waste/>
- <http://www.recycle.co.nz/kiwis.php>

If your family is already implementing this effectively, you might like at a pace your family feels comfortable with, to implement one or more of the suggestions made on the following websites:

- <https://www.greenpeace.org.au/blog/beyond-reduce-reuse-recycle/>
- <http://www.recycle.co.nz/living.php>
- <https://www.parents.com/parenting/better-parenting/green/ways-to-protect-the-earth/>

Watch nature videos together as a family. You can choose to view short snippets of the video for children that have short attention spans, before asking debrief questions i.e. ask questions about the clip and link it back to how amazing our Creator God is to have created such an array of plants and animals. E.g. What is the most important thing about our Creator God you learned from this clip? Why do you think that was important? How should this knowledge impact the way we live each day?

Here are some examples of Christian based Nature Videos on YouTube (Remember to watch it yourself before viewing it with your family to determine suitability.)

- <https://www.youtube.com/watch?v=QAuGRhZsMCs> - "God of wonders, the Documentary (2009). About 1hr 25mins.
 - <https://www.youtube.com/watch?v=aguy8snGzdc> - Wonders of God's Creation - 5 - Animal Kingdom. About 1hr 8min.
-

Watch with your children some of Louie Giglio video clips together which show through the study of what's happening in God's creation in the universe, to give us a glimpse of the bigness of our Creator God.

Here are examples of his clips on YouTube:

- <https://www.youtube.com/watch?v=aVsqClyoU3o> - "Our God is Indescribable." About 8 mins in length
 - <https://www.youtube.com/watch?v=helxFeG-On0> - Stars and Whales singing How Great is our God (Chris Tomlin) - Louie Giglio. About 9 mins.
 - <https://www.youtube.com/watch?v=RvzA9Pv3pcM> - The Sign of the Son of Man Discovered in Deep Space! Indescribable! About 6 mins.
 - <https://www.youtube.com/watch?v=bQTy2dlsgcM> - "Indescribable." 43 mins
-

For older children (16+) living at home, especially those that are attending public high schools or tertiary institutions where they are constantly challenged for believing in our Creator God, spend time with them going through different resources that are available online to help them provide evidence for believing in the Genesis 1 and 2 Creation story.

Here are some YouTube clips:

- <https://www.youtube.com/watch?v=7ToSEAj2V0s> - Revolutionary: Michael Behe and the Mystery of Molecular Machines. 1 hour length

- <https://www.youtube.com/watch?v=fqiXgtDdEwM> - A German Scientist Speaks Out about Intelligent Design.
- https://www.youtube.com/watch?v=O1dqC_VmqeU - "Why DNA Proves Evolution Is False And Intelligent Design Is True"

Here are websites:

- <https://creation.com/creation-for-kids> - kid friendly.
- <https://www.focusonthefamily.com/faith/faith-in-life/defending-the-faith/the-case-for-a-creator> - "The Case For a Creator" by Lee Strobel

Do craft activities as a family which help them to remember the Creation Story of Genesis 1 & 2.

Here are websites:

- <https://www.trueaimeducation.com/the-creation-story-for-kids/>
- <https://encouragingmomsathome.com/fun-activities-teach-kids-creation-biblical-worldview/>
- <https://ministry-to-children.com/creation-bible-lessons/>

Learn the week of Creation in order in creative ways

- <https://www.youtube.com/watch?v=Nj-t6nyGJEE> - For Pre-school and early Primary aged children.

Your family join other families from church to run a 'Kids Klub' based on the Creation Week, for your community children during a school term holiday or for Sabbath Afternoons during the school term.

Your family can use different ideas listed in this family challenge to share the Creation Story

The older children can creatively share the Creation Story as one of the activities. Here are some ideas to help you engage younger children when telling this story.

- https://www.youtube.com/watch?v=Y-Nu01DP_IQ - Story telling method called, "What's in the Bag?"
- <https://www.youtube.com/watch?v=zHeXBR4rI54> - Using a garden plant to introduce and the Creation story.

During Family worship, you could choose some of the following questions to do as a family [from 'Connecting with God 28 ways: Children's Evangelism Series']

- i)** Talk about something you have made without help. What was it? How did you feel when you had finished it?
- ii)** What is your favourite animal and what does it show you about God?
- iii)** How does it make you feel when you think about how God made you special?
- iv)** How do you feel about God, who created everything, wanting to spend time with you?
- v)** What are some ways your family can care for creation?
- vi)** How do you feel about God being so 'big' that He can create everything by speaking?
- vii)** How do you feel when you think about this 'big', 'powerful' God wanting to be a part of your life?

Memorise any Bible texts mentioned in this resource using the "Pass the Parcel" method. [Explanation on the App]. This activity could be used in the 'Kids Klub' idea that's been discussed above.

Explanation on the App of the 'Pass the Parcel' activity

[This is copied from "100 Creative ways 2 learn memory verses" by Karen Holford pp 24-25]

Supplies

- Newspapers or sheets of newsprint
- Tape
- A pack of plain index cards
- A package to be wrapped in the middle of the parcel, with enough treats for each player.
- A tape or CD
- A tape or CD player.

Instructions

- 1.** Write each word of the verse on a different index card. (It is best if there are 12 cards or less. Write two words on some of the cards if necessary.)
- 2.** Stack the cards in the correct order with the Bible text on the top and the first word at the bottom of the pile.
- 3.** Place the treats inside the package and wrap it in newsprint. Stick the Bible text firmly to the page of treats, then wrap this package in other layer of paper and stick the next card in your pile firmly to the next wrapping.


4. Continue attaching one of the words cards to each layer of wrapping. Add a final layer of wrapping so all the words are hidden.
5. Play "Pass the Parcel" with the package you have created by seating the players in a circle and playing music as the package is passed from one person to the next
6. Stop the music after a short time. Whoever is holding the package when the music stops, is invited to remove one layer of wrapping and read the word(s) written on the index card.
7. Start the music again and let the children pass the package around the circle. Each child has to say the word that was just read before they pass the package to the next child. The music continues to stop and start and the players continue to take off the layers of paper to reveal new words. As more words are revealed, the players have to quote the memory verse up to that point before they can pass the package to the next person.
8. Have the players say the whole verse together when they reach the last card which is the Bible text.
9. Unwrap the final layer to reveal the treats. Share the treats with everyone!

Other ideas:

Include some objects or picture that illustrate some the of words in the text such as a small birthday candle for "light," a heart shaped eraser for "heart" or a picture of the world for "world."

Choose treats that connect with the theme of the verse to give children an extra reminder of the verse and its meaning.


Design bookmarks on your computer using the verse that is being learned and laminate them to give as treats.





Colouring





SONGS

Song #6, "Creation" from 'Connecting with God 28 ways: Children's Evangelism Series" song is composed by Abide Family Ministries.

Words for this song:

I can tell you how it all began

I can tell you how the world was started

I can tell you who made this land

I can tell you now

In the beginning God created

Everything you see yes God made it

The birds and the animals

The flowers and the trees

The sun and the moon

The rivers and the seas

In the beginning God created

Everything you see yes God made it

But His very best creation of all

Is you and me

"God made" from the DVD song # 6 on the Arnie's Shack DVD that goes with the Connecting with God 28 ways: Children's Evangelism Series" resource

Other songs I found on YouTube include the following:

- <https://www.youtube.com/watch?v=XH0vW5AH1wM> - 'Can you count the stars" - 3ABN kids... God the Creator of stars, animals, Children and He continues to keep an eye of them in love. Aimed at young children.
- <https://www.youtube.com/watch?v=ryAs8gHA8ms> "How God made everything" - by Elena Guerrero of the Davida Band. Uses puppets with 1 child while the 2 adults sing. Aimed at young children.
- <https://www.youtube.com/watch?v=IH03GMmdMRI> - 'The Maker" by Chris August - aimed at Youth.
- <https://www.youtube.com/watch?v=vCLYX5PFdMQ> - Gen 1:1 - God Creator King. Action song aimed at Primary & Junior aged group.
- <https://www.youtube.com/watch?v=aoehyq6X650> - The Creation Song - Karaoke song for kids and parents to sing along to. Aimed at Beginner and Kindy age group.
- <https://www.youtube.com/watch?v=KA4EPwWtRrs> - Creator God - action song - aimed at Kindy and Primary.

- <https://www.youtube.com/watch?v=GM4lVZuljEI> - "Creator God" (by Nick and Becky Drake)- official lyric video of the same song as the previous one but it's the lyric video for those that are not into action songs.
- <https://www.youtube.com/watch?v=sGQ05Wkv92E> - "The Creator King" by Don Moen - song about how God spoke the World into existence but also still speaks into our lives today.
- https://www.youtube.com/watch?v=5_SlYOyawZc - "God of wonders" - Action videos, by children. Aimed at Primary and Junior aged children.
- <https://www.youtube.com/watch?v=jRRf7l58hfk> - "God of wonders" - Karaoke lyric video for those that are not into action songs. Whole family can enjoy singing along to it.
- <https://www.youtube.com/watch?v=pniHjupJzEM> - "Creator God" lyric video. Aimed at teens.
- <https://www.youtube.com/watch?v=ZPoplFSt5wA> - "The God of Creation" - action songs by kids. Aimed at Kindy and Primary aged children.
- https://www.youtube.com/watch?v=nY2W4n0D_x8 - Creation Song - lyrics. Goes through the days of creation. Aimed at Beginners, Kindy and younger Primary aged kids.
- <https://www.youtube.com/watch?v=nWgC62KGsKM> - Creation Song - Actions video for the same song as the previous song.
- <https://www.youtube.com/watch?v=SV9ZP8ZTPnM> - "Creation Song" - Days of Creation. Aimed at Primary and Juniors.
- <https://www.youtube.com/watch?v=tuexWiyAAUQ> - "The Creation Song" - to teach the kids about what God made each day. Aimed at Primary aged kids.
- <https://www.youtube.com/watch?v=F79Ck8rFles> - "God's Beautiful Creation, Awesome Scenery." Any age can appreciate this.
- <https://www.youtube.com/watch?v=JyED26qgRrA> - "Creation sings" by Keith and Kristyn Getty and Stuart Townend. This version has lyrics that the family can sing along to.
- <https://www.youtube.com/watch?v=13tQQb5WR0o> - "Adonai" by Avalon. Subtitles in Spanish, while in Hawaii. He's created us and everything but wants to still wants a relationship with us.
- <https://www.youtube.com/watch?v=PSLwlQlFi7E> - "Adonai" by Avalon. Lyrics video to enable everyone can sing along to it.
- <https://www.youtube.com/watch?v=48i4l1715uc> - "How Great Thou art." Sung by 'Anthem Lights' - for youth aged family members.

- <https://www.youtube.com/watch?v=pBfgDR8dYWI> - "Don't let me miss the Glory" by Gordon Mote

Languages of the Pacific Songs about Creation or our Creator God:

NZ Maori

- <https://www.youtube.com/watch?v=Ew4xzMKRUU0> - "Whakaaria Mai" by Howard Morrison. "How Great Thou Art" in the Maori language.
- <https://www.youtube.com/watch?v=rvUj2FE1rpA> - Lyrics for "Whakaaria Mai" to sing along to.
- <https://www.youtube.com/watch?v=nUJEJ24D6KY> - "Whakaaria Mai"/ How great Thou art, by younger singers as a tribute to a mum who died of cancer.

French

- <https://www.youtube.com/watch?v=kyshYxrh-Xg> - Dieu Créateur (Chant pour Enfants). For Kindy and Primary aged children. This song asks the questions about who made, the sun, stars, birds and animals etc...The answer in the Chorus states that God made it for certain, in the beginning.
- <https://www.youtube.com/watch?v=diVGRMeR9h8> - Dieu crea les animaux - chanson enfantine Song for 2 to 5 yrs old. Each animal makes their sounds and the chorus invites us to listen when you go for a walk to hear the animals that God has created.
- <https://www.youtube.com/watch?v=IDlrpsY2bYs> - Mon Dieu est si grand/ (My God is so big). For all aged children.
- <https://www.youtube.com/watch?v=WnhdPCS2mS4> - Chants et videos chretiens pour enfants. A Song about the fact that God made all the flowers with all their beautiful colours and He made all the birds.
- <https://www.youtube.com/watch?v=iZBg-uAwXmQ> - Ta creation - You're creation » A song that praises God for the amazing things we can see, touch and listen to.

Cook Island Maori

- ▶ <https://www.youtube.com/watch?v=zBXfmJFGp6Q> - E Iesu Taku Akaora - Jesus My Lord and King who created Heaven, Earth & mankind - all living things worship their Creator!
- ▶ <https://www.youtube.com/watch?v=qnwJ9FaeC60> - Adonai - sung by Essence, a Cook Island Youth Group. Sung in English.
- ▶ <https://www.youtube.com/watch?v=HBy6swD1XCw> - Arataki Koe iaku, (Lead me Lord) by the East Tamaki Cook Islands SDA Church Youth. This song talks about God's Spirit working in our lives as our Creator. His love and power and His sacrifice to be seen in us.

Samoaan

- ▶ <https://www.youtube.com/watch?v=ngSzsw48cSE> - "Tumau le mamalu" (Your Glory remain) - This song praises God directly for being the beginning of everything and so worthy of all our praise.
- ▶ <https://www.youtube.com/watch?v=sbh1zjxlwgs> - "My Redeemer lives" in Samoan - asks questions the God asks Job about who created the borders of the sea and land, and who commanded the sun to shine etc...
- ▶ <https://www.youtube.com/watch?v=Bh6wiROhLTE> - "E Lelei o mea uma" - an old well known Samoaan song that thanks God for creating all the good things we have in this earth, enjoyed by everyone.

ANSWERS

1. Word Search

Day

What was created?

G Day 1

a. Air

H Day 4

i. Day

I Day 1

b. Stars

B Day 4

j. Sea Animals

M Day 1

c. Brighter light (Sun)

F Day 5

k. Holy Day

A Day 2

d. Animals

J Day 5

l. Dry Land

E Day 2

e. Sky

D Day 6

m. Night

L Day 3

f. Birds

O Day 6

n. Plants

N Day 3

g. Light


K Day 7

o. Human Beings

C Day 4

h. Smaller light (Moon)

2. Crossword



3. Code Breaker


A	B	C	D	E	F	G	H	I	J	K	L	M	N	O	P	Q	R	S	T	U	V	W	X	Y	Z
18	6	5	12	7	3	20	10	16	19	24	11	14	26	15	21	17	25	1	4	9	22	13	8	23	2

G O D S A W A L L I H A I H E H A D
 20 15 12 1 18 13 18 11 11 4 10 18 4 10 7 10 18 12

M A D E A N D I I W A S V E R Y G O O D .
 14 18 12 7 18 26 12 16 4 13 18 1 22 7 25 23 20 15 15 12

G E N E S I S 1 : 31
 20 7 26 7 1 16 1

4. Maze



5. Letter Tiles

CADTERE

C	R	E	A	T	E	D
---	---	---	---	---	---	---

1

SAEVNHE

H	E	A	V	E	N	S
---	---	---	---	---	---	---

3

REAHT

E	A	R	T	H
---	---	---	---	---

2

TESDER

R	E	S	T	E	D
---	---	---	---	---	---

5

EAVTSYDEHN

S	E	V	E	N	T	H	D	A	Y
---	---	---	---	---	---	---	---	---	---

(Hint: 2 words)

8

PEOSK

S	P	O	K	E
---	---	---	---	---

5

NIOTNHG

N	O	T	H	I	N	G
---	---	---	---	---	---	---

6

SAXSIDY

S	I	X	D	A	Y	S
---	---	---	---	---	---	---

4



Seventh-day
Adventist Church™

South Pacific

Copyright 2018 by Discipleship
Ministries-Children's Ministries, South
Pacific Division of the Seventh-day
Adventist Church

Written by: Sarai Stephens
Edited by: Litiana Turner
Design: Mark Aitken & Garth Tudor

