

The Twists

BANDICOOTS

Family Worship Worksheet

- STEWARDSHIP -



“BANDICOOTS”

Parent Worship Questions

Worship ideas for Fundamental 21 - Stewardship

For Parents (From God loves me 28 Ways for kids Book from GC by Charles Mills & Linda Koh: GC CHM Department)

- A steward is a “manager.” He takes care of the things given to him by his master. How you manage your personal world is part of your response to God’s love.
- Christians serve as managers over everything given to us by God - life, our physical bodies, time, talents and abilities, material possessions, opportunities to be of service to others and our knowledge of the truth.

Start with the end in mind

- Parents and children are responsible for taking care of every resource that God has provided for us here on earth.
- Both parents and children need to remember that stewardship involves managing, with the Holy Spirit’s help, our time, treasure (money), talents and temple (our bodies).
- When we manage God’s resources well, we become less self-centered and we will have enough to share with those that are struggling in our communities.
- As managers of God’s resources we need to give Him back a small amount cheerfully to show Him how much we appreciate Him for trusting us with His property. We shouldn’t give because we feel forced to return it to Him.

Using the Tuis Video - Worship Objectives

- When God blesses us, as we manage everything that belongs to Him, we can freely give to others (As the Tuis and their neighbour Peter left their Community Garden, they left produce on the 'Free Table' for those needing nutritious food from their community that didn't have money to pay for it.)
- We may make mistakes when managing God's property, but it's best to admit them and then take the necessary steps to restore God's in-built order. (The Tuis and Peter mistakenly thought it was the Bandicoots destroying the garden so they removed the 2 they found, from the garden. When they discovered their mistake, they returned the Bandicoots to their natural environment which helped restore the natural balance, since the Bandicoots were helping the garden to stay healthy by getting rid of the grubs that were feeding on the crop.)

**“Will a mere mortal rob God?
Yet you rob me. But you ask,
'How are we robbing you?'
In tithes and offerings. ”**

- Malachi 3:8 - 11 [NIV]

For parents with their kids, choose one or two from each of the following 4 types of questions to generate discussion:

1. CAN YOU REMEMBER?

Colouring in can be a nice calming activity to do while having a discussion.



A What were the signs you saw when the video clip began?

B What happened when Salome pulled out the carrots from the soil? How did she respond?




(A) A giant wooden sign with "Community Garden" crudely carved in big letters & another sign with "Free" on it hangs over the wooden stand at the entrance to the garden.

(B) She found a girl Bandicoot hanging on the bottom of it. She screams that it's a rat, and shakes the carrot wildly like a propeller. Gradually the hands of the Bandicoot slip and it lands on the top of a giant pumpkin.)

C When the bandicoot first meets Jonathan? How did they respond to each other?

D How Pineapple responded when she was given a French Fry dipped in tomato sauce, to eat?



(C) Jonathan screams 'Rat,' the bandicoot screams and they continue screaming back and forth. They both run wildly in circles with their arms moving in the air until they both run into the wall, falling passed out on the floor.)

(D) She took a bite and turned pale green. She then grabbed her belly, which was rumbling, and let out a groan, before vomiting all over Salome.


2. DO YOU THINK?

A

Do you think that the Tui family cared about animals, plants and other people?

B

What clues in the video suggest this?



(A) Yes.

(B) Animals - Marica hugged and cradled the Bandicoot in her arms, Salome suggests that they take the Bandicoots home to stay with them temporarily until they could find a good home, Salome takes her girl Bandicoot to the mall with her. When they realise the Bandicoots eat grubs and not veggies or fruit, they all take them back to the Community Garden to release them back to their natural environment. **Plants** - They visited the garden often enough to know that something was destroying their crop, which meant they cared for their garden plants. Other people - They left free food for others in the community that were unable to afford fresh vegetables or couldn't garden for themselves.

Children's Question:

Do you think Salome and Jonathan were good managers of God's resources? Explain your answer using clues from the video clip and share what this shows about them as Stewards or Managers of God's resources.

Yes, because of the way they cared for the Bandicoots. When they had to release them back to the garden, Jonathan says, "I'm gonna miss them though," while Salome says, "I know, me too." They also were teary when they said good-bye to them as they took the Bandicoots out of the basket. But at the same

time, they realise that it's for the best of the Bandicoots to be healthy which meant they needed to be back in their natural environment. This makes them good managers of the Bandicoots, which God created to eat the grubs from the garden, instead of being family pets.

Parent's Question:

Do you think as a parent that you could learn something from the way Sefa and Marica taught their children about managing God's resources? Explain your answer.

I learnt from the way that Marica and Sefa involved Salome in the community Garden, modeling for her as they left the garden, by donating produce from the garden to the 'free' table, which also resulted in Salome donating some of her carrots. I need to do something similar for my children to show them how to provide for those in my community that are struggling financially or have experienced some crisis situation/ Marica and Sefa also modeled through the way they cared for the Bandicoots, so then Salome and Jonathan took care of the animals until they released them back their natural environment. I also need to model how to care for vulnerable people or animals so that my children can learn how to take care of them responsibly.

3. WHO SAID THIS & WHY?

A


"Maybe we could take them home with us? Just until we find a new home for them!"

B

"I am putting you in charge of the fish, the birds, and all the wild animals."

C

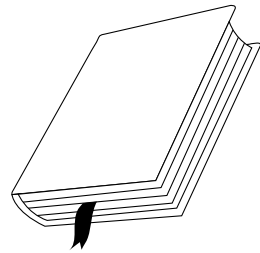
"Looks like the Bandicoots were the ones helping us all along."



Salome



Peter




God

(A) Salome - After she saw that the Bandicoots were cute and needed a place to stay because Peter didn't want them near his eggplants. She felt that they had to look after the Bandicoots temporarily.

(B) God (Gen 1:28) - God said this to Adam and Eve in the Garden of Eden so that they would be aware that everything was created for them to look after and enjoy.

(C) Peter - When he realized that Bandicoots were eating the grubs, so they were helping rather than hindering their garden plots. He recognized that the removal of the Bandicoots increased the grub population, which destroyed the veggies in the garden.



Discovery Bible Reading

Just in case you wanted more

Read

Malachi 3:8-11 (read this passage through twice)

Retell

Have someone in the family retell briefly what this passage says in their own words.

Discuss

1. What is something new you found in this story?
2. What surprises you?
3. What don't you understand?
4. What will you obey or apply?
5. What will you share with another this week?

E.G. White Quotes

"Those whom the Lord has made stewards of His means must be faithful to their trust, for God holds them responsible." (Letter 35, 1897)

[The word 'means' is the same as 'stuff' or 'possessions'. God wants us to faithfully take care of His stuff!]

The Lord has given Jesus to our world, and the question is, What can we give back to God in gifts and offerings to show our appreciation of His love? "Freely ye have received, freely give." (Counsels on Stewardship, p 287)

*The Lord looks with pleasure upon the little children who deny themselves that they may make an offering to Him...He is glad when the little ones are willing to deny self that they may become labourers together with Him who loved them, and took them in His arms and blessed them.
– The Review and Herald, December 25, 1900.*

PUZZLES

1. WORD SEARCH

Look for the words from the word list provided. When you find them, circle each one that you find.

L X D N V H G J L T J R J T V Z P L T B
O J O X Y E J B L P M G V P M W R A M T
O W G D V A T W L R Z L J Y K S L T R Q
K P R T G L T P Q L M Y G J B E M L E X
A I E G X T T I U L M T J U N J R G Y W
F H N S Y H P R T M K P R T G Y G N T B
T S W V M Y Y M T H P G S P R P E Y T D
E D O M Y O X M Y O E K S C L Y Z N Y N
R R H J A Y O T Y M O G I A A Y J J O K
G A L E R N Z R T E N C N N Y R M T Z M
I W L M L B A L H I L T I R S T R K D Y
F E O U L P D G R S S B P D Q R R O M P
T T V R F G O E E M U R A I N P V Y T N
S S E M Y H F T N R G M Y T H A N N G S
E R A C E F T G H T I M E M E S B A P R
R R L R O T P I N E Y J M V R E R T B D
R Q A T P D R N A V R X Z K N D R O T B
J H Y L Z V G T X F M S R P E X Q F W M
S N N X B N R J K Z M X R N R Y X Q N K


Word List

Bandicoot
Stewardship
Care
Manager
Healthy
Owner God
Garden
Free Table
Look After

Money
Time
Talents
Gifts
Worship
Help Others
Eggplants
Love

Tithe
Offerings
Carrots
Mushrooms
Pumpkins
Share
Faithful
Grubs

2. CROSSWORD



Now think about people in your family, community or church and pray that God gives you ideas for using the time, talents, temple (hands and feet etc) and treasure (money). He's provided you, to show people in your family, community or church that you care about them. Now ask Him for power to carry out the ideas He's given you to do.

Down:

- Peter accused Sefa of using artificial _____ to make his fungi grow large.
- What did Peter put on the "Free" table.
- Marcia was glad that the animals were being released into their natural _____ .
- The vegetable that Salome pulled out of the soil and shook wildly when she saw a little animal holding onto it.
- The Tuis and Peter were working at the _____ garden at the beginning of the video clip.
- What did Sefa put on the "Free" table?
- Sefa boasted that his fungi were so large that his whole family could _____ inside one of them.
- What did Marcia put on the "Free" table?

Across:

- The name that Peter gave his animal.
- Peter exaggerated that his vegetables were large enough to feed a whole _____
- Sefa decided to take the animals back to look after them at _____ Tui.
- The real bugs that were causing damage to the vegetables.
- When the tiny animal crossed her arms and gave a high pitched huff, Sefa commented that it looked like _____ .
- The animal that the Tui family and Peter thought was a rat.
- The name that Salome gave her animal.

3. CODE BREAKER

Why are we just managers (stewards) of everything on earth?

Substitute the right letters above each number in the puzzle below to discover the answer to the question.

A	B	C	D	E	F	G	H	I	J	K	L	M	N	O	P	Q	R	S	T	U	V	W	X	Y	Z
				17		16	22	20			11				9					14		21			10

$\frac{\quad}{3}$ $\frac{\quad}{16}$ $\frac{\quad}{12}$ $\frac{\quad}{12}$ $\frac{\quad}{24}$ $\frac{\quad}{7}$ $\frac{\quad}{3}$ $\frac{H}{16}$ $\frac{\quad}{24}$ $\frac{\quad}{15}$ $\frac{\quad}{13}$

$\frac{\quad}{12}$ $\frac{\quad}{4}$ $\frac{\quad}{12}$ $\frac{\quad}{7}$ $\frac{\quad}{1}$ $\frac{\quad}{3}$ $\frac{H}{16}$ $\frac{I}{22}$ $\frac{\quad}{15}$ $\frac{\quad}{19}$

$\frac{\quad}{5}$ $\frac{\quad}{15}$ $\frac{I}{22}$ $\frac{\quad}{3}$ $\frac{\quad}{8}$ $\frac{\quad}{12}$ $\frac{\quad}{25}$ $\frac{\quad}{5}$ $\frac{\quad}{15}$ $\frac{\quad}{19}$

$\frac{\quad}{3}$ $\frac{\quad}{5}$ $\frac{\quad}{3}$ $\frac{\quad}{16}$ $\frac{\quad}{12}$ $\frac{\quad}{25}$ $\frac{\quad}{5}$ $\frac{\quad}{7}$ $\frac{\quad}{13}$

1 $\frac{\quad}{2}$ $\frac{\quad}{5}$ $\frac{\quad}{7}$ $\frac{I}{22}$ $\frac{\quad}{15}$ $\frac{\quad}{3}$ $\frac{H}{16}$ $\frac{I}{22}$ $\frac{\quad}{24}$ $\frac{\quad}{15}$ $\frac{\quad}{6}$ 10 : 26



When you've completed the puzzle, say a simple prayer to God thanking Him for trusting you to manage for Him everything He's given to you, like your body, money, time and talents (abilities that you seem naturally good at, and enjoy using).

4. LETTER TILES

Unscramble the tiles to reveal a message about why we are just the managers of everything we think we own here on earth.

ORLD THE G TO LOR PEO PLE
AND BELO M . P ITS HING D EV
ELON IT B EART THE ALL IN
O HI 1 NG T HE W 24 : D . T
H AN ERYT SALM

Clue - The last 4 boxes, when correctly unscrambled, will have the Bible reference for this Bible verse.




Now ask Jesus Christ in prayer to help you manage everything He owns and to always be glad to share those resources when He asks you to share them with others, especially those that are struggling.

5. MAZE

Start from the top of the maze and draw a line which shows the path to reach the centre.

This maze should remind us that being a faithful and reliable steward (manager) of God's property is not always easy, but looking after God's resources will benefit us in the end. It brings us a feeling of satisfaction, just like reaching the centre of the maze successfully makes us feel satisfied.



Now thank Jesus Christ for giving you the work of looking after everything He owns because so far it has brought a lot of happiness and satisfaction to your life.

FAMILY CHALLENGES

Decide as a family to make a small garden in your backyard that you can all work in together regularly. Make sure each person in the family is assigned a role. Decide together how your family will tithe what has been grown when it is harvested, since you are managing the garden for God, who created and owns everything.

If some people in your family don't see the benefits of Community Gardens, the following sites could help convince them to give it a go:

- <https://www.youtube.com/watch?v=2CQqZ6RNYf8> - The POWER of Community Gardens by Alina (Aimed at youth)

If you already have a garden that you work in as a family each day, discuss as a family the possibility of getting together with other families in the neighbourhood to start and actively support a Community Garden. Also decide as a family how you'll share with your community the concept of tithing. It could be as simple as providing a 'free table' or a little more complex like donating a tenth of produce collected to a local soup kitchen or shelter.

Here are some useful sites that give you important advice for starting Community Gardens:

i) Australia - <https://www.homestolove.com.au/starting-a-community-garden-9817> - Starting a community garden.

<https://www.sgaonline.org.au/community-resources/community-gardens-manual/>

<https://www.abc.net.au/gardening/factsheets/starting-from-scratch/9434082>

ii) New Zealand - <https://www.yates.co.nz/nationalgardening/starting-a-community-garden/> - Yates: Starting a Community Garden.

iii) Pacific Islands - Most Pacific Island families have gardens so you probably don't need to look up sites that tell you how to build one, but you can always try to add other varieties of vegetables (e.g. Romaine Lettuce, Salad Greens, mint) you don't usually grow but could add more variety to your family's meals.

Once you have tried growing different types of vegetables, you can produce little video clips with tips on them which you can upload onto YouTube or the SPD Children's Ministry web page for others to enjoy and learn from.

In places where it's challenging to find large spaces to grow gardens here are some ideas you might be able to use:

- ▶ <https://www.youtube.com/watch?v=9a-dU07Qn58> - How to Grow Garden Vegetables In Small Spaces (Set in England)
- ▶ <https://www.youtube.com/watch?v=Nh0ol-eAN2U> - How to Build a Raised Garden Bed- Growing Food in Small Spaces S1 E1 (Set in Australia - just north of Brisbane)
- ▶ <https://www.youtube.com/watch?v=RUpR6nGLFmw> - How to Start a Balcony Vegetable Garden | Growing in Small Spaces Ep3 S1 (Set in Australia - just north of Brisbane)
- ▶ https://www.youtube.com/watch?v=rLzE4_GiTdE - Small Space Garden - Ideas To Grow Plants In Apartments, Patios and Small Areas (Set in U.S.A - California).
- ▶ <https://www.youtube.com/watch?v=XS0oK6aFHFE> - How to create a pallet Garden: Mitre 10 Easy as. (Set in NZ)

- ▶ https://www.youtube.com/watch?v=Bc4ecvD_rMM - How to grow a lot of food in a small garden (Set in U.S.A)
- ▶ <https://www.youtube.com/watch?v=Vf8Vqc9SLtE> - Ideas for creating an amazing edible garden (set in NZ - The Maori sentences/phrases are mixed with English ones)

Sort through your clothes, toys, kitchen, garage or storage shed to find anything you've hardly worn or used in the last 6 months. As a family take these items to a local charity for reuse or drop it into a nearby collection bins. If your church's Welfare Community Service Department ('Dorcas') has a room where they store all these items for giving out to families in need, you should take these items to them. This has a twofold purpose - firstly recycling materials reduces the amount of rubbish dumped in landfills and secondly it helps someone else who needs what you're no longer using.

If there are fly and build teams from your church or churches nearby, you could donate these items to them to take over to the Pacific Islands that they are going to for others to use.

If your family is going for a cruise to any of the Pacific Islands or holiday at one of the Island nations of the Pacific, pack extra sports equipment, school supplies, first aid materials and other small items you can fit in backpacks. As you visit various islands, try to visit the local Mission office to donate the items to the Education and Health Director that they can donate to schools or clinics. If you're not going to the island that the Mission Headquarters are located, ask around for local clinics or schools at the island you go to.

If you're living in Australia or New Zealand, find out which Pacific Island Mission your Conference is a 'Sister Conference' with and use your family's talents, gifts and skills and ask other families in your church to fundraise for something that is needed by that "Sister Conference." You can either go over with others on a fly and build to deliver what you all fundraised to purchase, or you can give it to others going on a fly and build to that "Sister Mission."

For those living in the Pacific, adopt a local school or church or families in need and ask other families in your church to fundraise for something that is needed by those in need, using your family's talents, gifts and skills. Examples include: building a widow's

or widower's house or providing a few library books for the school library or painting the school buildings inside and out, or tiling the church or Lamb Shelter.

Watch the following clip as a family about God loving a cheerful giver. https://www.youtube.com/watch?v=ZxZefg_006w It emphasizes that while we don't give to get rewards, God has surprising ways to reward us when we do give to others sacrificially (choosing to give up something we really like to donate it to others) and without complaining or feeling like we have to give something to others.

During Family Worship you can discuss any of these questions: Choose the questions you think would work for your family - or create your own questions.

1. What do you think it means to be successful?
2. Why do you think so many people love money so much?
3. What do you think Jesus meant when He told us to store treasure in Heaven?
4. What ideas do you have for using your time to make a difference for eternity?
5. What talents do you think God has given you? How can you use those talents in serving others?

6. What ideas do you have to guard against money ruling your life?

My world questions

1. If you get pocket money how will you use that this week to help others? How will you give your 10% back to God?
2. How will you use your time this week to be God's hands and feet?
3. How will you use your talents to serve others?

[The above 2 sets of questions come from Connecting with God 28 Ways: Children's Evangelism Series pp 122]

Memorize at least one of the Bible verses in this worship resource, using "Clap a verse" (explained on the App). For example Memorize Mal. 3:10 (ERV) - "Bring one-tenth of your things to Me. Put them in the treasury...I surely will bless you... You will have more than enough of everything."

Explanation on the App of the 'Clap a verse' activity

[This is copied from "100 Creative ways 2 learn memory verses" by Karen Holford pg 138, but I supplied a text from this resource instead of using the one in the book.]

Supplies:

Lively hands

A copy of the verse to be learned.

Instructions:

1. Clap this verse by clapping on the first beat of each line. As you clap, make each clap longer than the previous one till you are clapping with all your might.

Bring one-tenth of your things to Me.

Put them in the

Treasu-

ry...

I surely will bless you...

You will have

more than enough of everything.


Malachi

3 verse

20



Colouring





SONGS

"What's Mine is Yours" (Disc 2.7)

[Referred to in 'Connecting with God 28 ways; Children's Evangelism Series" (2014) by the Children's Ministries South Pacific Division Seventh-day Adventist Church, p119]

Lyrics

*Only you can make a tree , Only you can
make it grow,
Only you can send the rain, Only you
can make cause the wind to blow,
You own everything there is, In this world
you made for me,
I have just one question, Is there
something I can do for you?
Something just for you?
God's answer - Yes my child you've got
a part ...
Though the world and everything, really
does belong to me,
What is mine is yours now, I have given
it all to you
Yes it's just for you*

*Only you give birds their song, only you
give owls their hoot
Only you make kittens purr, Only you
can give the cow her moo,
You gives all these gifts for us, For your
children to enjoy
There remains one question,
Is there something I can do for you?
Something just for you?
God's answer - Yes my children scatter
seeds ...*

*I've entrusted them to you.
Be my steward be my friend,
'Cause what's mine is all yours now,
Just take care of all I've given you
All I've given you*

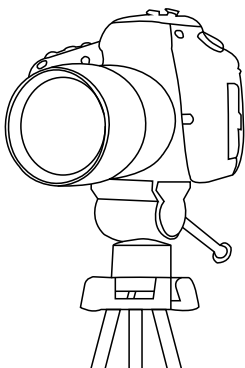
*There are times when I get cash, For the
work I do for Dad,
I could buy things for myself, Spending
every single bit I have,
Yet I think of all your gifts, time in the
morning, talents too,
And I know for sure Lord, There are
things that I can do for you,
Lots of things for you,
All my gifts for you
Things I'd love to do for you.*

**"Shine"" from the Arnies Shack
DVD. Song No. 21 referred to in
the Connecting with God 28 ways:
Children's Evangelistic Series" p122**

**Other songs on Youtube include the
following:**

► <https://www.youtube.com/watch?v=jG9AyBZTa-Y>
- "God Loves A Cheerful Giver 2
Corinthians 9:7" by Steve Green. For
young children.

- <https://www.youtube.com/watch?v=zYVSAbkn3GM> - "I love a cheerful giver." Can appeal to young adults and parents in the family.
- <https://www.youtube.com/watch?v=eesl9-dsg9U> - Offering Song (by The Lads). A song which could appeal to Youth. Offering our lives to God, since being His steward means giving all our lives to serving our Master, Jesus Christ.
- <https://www.youtube.com/watch?v=s3-C4jp7BNw> - "This is my Father's World" by Amy Grant. An old hymn modernised so could appeal to all ages.
- <https://www.youtube.com/watch?v=An1BzakUTms> - All Creatures of our God and King by (feat. Emily Todd) Fredonia Hill. An old hymn modernised so could appeal to all age
- <https://www.youtube.com/watch?v=luedrKMBvFk> - "So will I" sung by Tori Kelly. A song that expresses how God our Creator has created different parts of the universe and earth, so if all these things praise God, we each need to praise our God who owns everything. Would appeal to youth age group.
- <https://www.youtube.com/watch?v=G8vfPPfO0bo> - "We all have gifts to share" by Susan Kay Wyatts - Lyrics video. Children back up soloist. This song emphasises that people have been given gifts to share God's love to others. Would appeal to Primary and young teens age groups.



- <https://www.youtube.com/watch?v=L8ZGQPW70Xg> - "Send me out" by Steve Fee. A song that expresses a desire to be sent out to be the hands and feet of Jesus. Good Stewards look for ways to serve God in communities that are struggling. Would appeal to youth age group.
- <https://www.youtube.com/watch?v=pEYz4i2SL2k> - "Thank you for making me." A song about being grateful that God has made us the way with are all fit to for the purpose that He's made us for. Unique to serve as His Steward with whatever gifts He's given each person. Suitable for children.
- <https://www.youtube.com/watch?v=YUAgeJdwyPY> - My God is so big and so strong and so mighty song.
- <https://www.youtube.com/watch?v=Waitmz6C100> - "Peace in Christ," by Claire Ryann Crosby and her father. A song that expresses that because of the peace Christ gives us, we need to share it in practical ways with others. This is what a good manager of God's gifts does. This song can appeal to all age groups.



ANSWERS

3. Code Breaker

A	B	C	D	E	F	G	H	I	J	K	L	M	N	O	P	Q	R	S	T	U	V	W	X	Y	Z
24	8	2	13	12	17	19	16	22	20	23	25	11	15	5	18	9	7	6	3	14	4	26	21	1	10

I H E E A R I H A N D
 3 16 12 12 24 7 3 16 24 15 13

E V E R Y I H I N G
 12 4 12 7 1 3 16 22 15 19

O N I I B E L O N G
 5 15 22 3 8 12 25 5 15 19

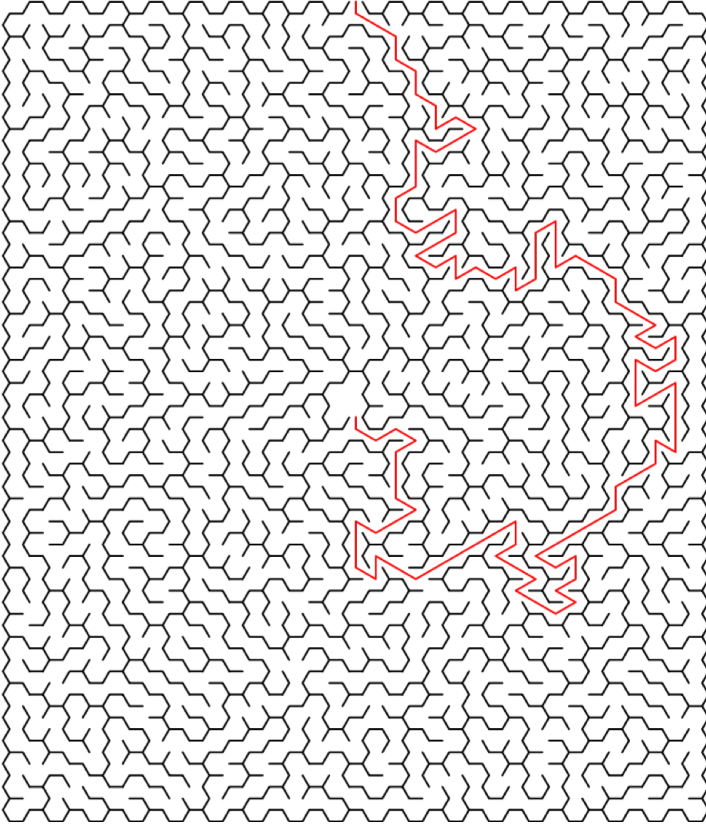
T O T H E L O R D
 3 5 3 16 12 25 5 7 13

1 C O R I N I H I A N S 10 : 26
 2 5 7 22 15 3 16 22 24 15 6

4. Letter Tiles

<u>T</u> <u>H</u> <u>E</u>	<u>E</u> <u>A</u> <u>R</u> <u>T</u>	<u>H</u> <u>A</u> <u>N</u>	<u>D</u> <u>E</u> <u>V</u>	<u>E</u> <u>R</u> <u>Y</u> <u>T</u>	<u>H</u> <u>I</u> <u>N</u> <u>G</u>
<u>I</u> <u>N</u>	<u>I</u> <u>T</u> <u>B</u>	<u>B</u> <u>E</u> <u>L</u> <u>O</u> <u>N</u> <u>G</u>	<u>T</u> <u>O</u>	<u>T</u> <u>H</u> <u>E</u>	<u>L</u> <u>O</u> <u>R</u>
<u>D</u> .	<u>T</u> <u>H</u> <u>E</u>	<u>W</u> <u>O</u> <u>R</u> <u>L</u> <u>D</u>	<u>A</u> <u>N</u> <u>D</u>	<u>A</u> <u>L</u> <u>L</u>	<u>I</u> <u>T</u> <u>S</u>
<u>P</u> <u>E</u> <u>O</u> <u>P</u> <u>L</u> <u>E</u>	<u>B</u> <u>E</u> <u>L</u> <u>O</u> <u>N</u> <u>G</u>	<u>T</u> <u>O</u>	<u>H</u> <u>I</u> <u>M</u> .	<u>P</u>	
<u>S</u> <u>A</u> <u>L</u> <u>M</u>	<u>24</u> :	<u>1</u>			

5. Maze





Seventh-day
Adventist Church

South Pacific

Copyright 2019 by
Discipleship Ministries – Children's Ministries,
South Pacific Division of the Seventh-day
Adventist Church

Written by: Sarai Vaofanua-Stephens
Edited by: Litiana Rakarakatia Turner
Discipleship Ministry Consultants: Leigh Rice &
Christina Hawkins
Design: Mark Aitken & Garth Tudor

