



FOOD FIGHT

"FOOD FIGHT"

SEASON 3, EPISODE 6

HEY KIDS!

Before you start this booklet, ask your parent or guardian to read to you the episode questions on page 11 and go through the Discovery Bible Reading activity. This will give you the information and clues you need to finish the puzzles and activities.

Episode summary

- In this episode, Salome and Jono really want a Brik Blox set, which costs \$400! They ask Marica for the money, but she suggests they raise the funds themselves by selling banana bread. While Salome bakes, Jono makes a bread costume to attract a crowd. Soon, Emma and Emily open up a yogurt stall across the road and start stealing customers! The groups start fighting... but then they decide to join forces. Salome and Jono trade their Brik Blox set for honey, and then sell their banana bread with honey and yogurt. Yum!

Bible lesson

- Just like Salome, Emma and Emily have skills for cooking different things, God created all of us with different talents, personalities and desires that we can use to serve Him. Rather than fighting or getting jealous of one another, the Bible says that we should seek unity and work together. When we do, we can achieve far more than when we work alone!



WORD SEARCH PUZZLE

Can you find the words from the episode and the Bible in the puzzle below?

Words are hidden → ↓ and ↘

C A G H Z C G X U X C U L T U R E P
 R E K V Z B T R B D K S A L E S B I
 E K Y I P E O P L E R I R E V T D K
 A R A C E Z Z N F W B Y N T Q A P F
 T U T O N G U E T N Q M O D E L V B
 I F E L L O W S H I P Z U G R L I A
 O A B N Z S E R V I C E M G U E V N
 N U U N I T Y M E M B E R S T R D A
 I G U A D O P T I O N A T I O N T N
 I A Y X Q Y X P M E G E N D E R C A
 H O N E Y R T E A M W O R K J I R B
 N A T I O N A L I T Y X J Q D S E P

Adoption

Banana

Creation

Culture

Fellowship

Gender

Honey

Kindred

Members

Nation

Nationality

People

Race

Sale

Service

Stall

Teamwork



Tongue

Unity

Yogurt


DID YOU KNOW?

- Banana bread first appeared in the US in the 1870s, but became especially popular in the 1930s during the Great Depression, when housewives didn't want to throw away overripe bananas (as they were an expensive item to purchase).
- National Banana Bread Day is February 23 every year!



CROSSWORD PUZZLE

Can you fill in all the words?



Across

- 2. Jono describes honey as "bee ____" (5 letters)
- 6. Jono trades his _____ set to gain honey for their new product (8 letters, 1 space)
- 7. To help with marketing, Jono danced in a giant banana _____ costume (5 letters)
- 8. The state of working together and being joined as a whole (5 letters)
- 9. When Jono takes off the banana bread suit, he is dripping with _____ (5 letters)





Down

- 1. Jono and Salome decide to sell each piece of banana bread for ____ dollars (3 letters)
- 3. After combining forces, their new business is called "Tuis and _____" (5 letters)
- 4. Emma and Emily set up a shop across the road selling homemade _____ (6 letters)
- 5. The Brik Blox set that Salome and Jono wanted was _____ hundred dollars (4 letters)
- 6. Jono's first job was to peel all the _____ (7 letters)

Answers: 1. Two 2. Vomit 3. Twins 4. Yogurt 5. Four 6(across). Brik Blox 6(down). Bananas 7. Bread 8. Unity 9. Sweat

MATCH THE PAIR

The Bible encourages us to all work together. Can you draw a line between the right and left columns and match the pairs below?



COOKING TIME

Ask your parent or guardian if you can make this recipe together! Head to your local supermarket to buy all the ingredients, then make it to enjoy or give away.

Salome's Banana Bread

Ingredients:

- 2 large or 3 medium very ripe bananas, peeled and mashed
- 1 1/2 cups all-purpose flour
- 1/3 cup melted butter, unsalted or salted (whatever you prefer)
- 3/4 cup raw sugar (1/2 cup if you want it less sweet)
- 1 large egg, beaten
- 1/2 teaspoon baking soda (not baking powder)
- 1 teaspoon vanilla extract
- Pinch of salt

Instructions:

1. Preheat the oven to 175C and butter an 8 x 4 inch loaf pan
2. Mash the bananas and add in the melted butter, stir until smooth
3. Mix in the sugar, egg and vanilla extract
4. To the wet mixture, add the flour, baking soda and salt
5. Pour the batter into your prepared loaf pan
6. Bake for 55-65 minutes or until a toothpick or skewer inserted into the centre comes out clean. Crumbs are okay, wet batter is not.
7. Allow the bread to cool, then remove from the pan and serve.

Prep time:

10 mins

Cook time:

60 mins

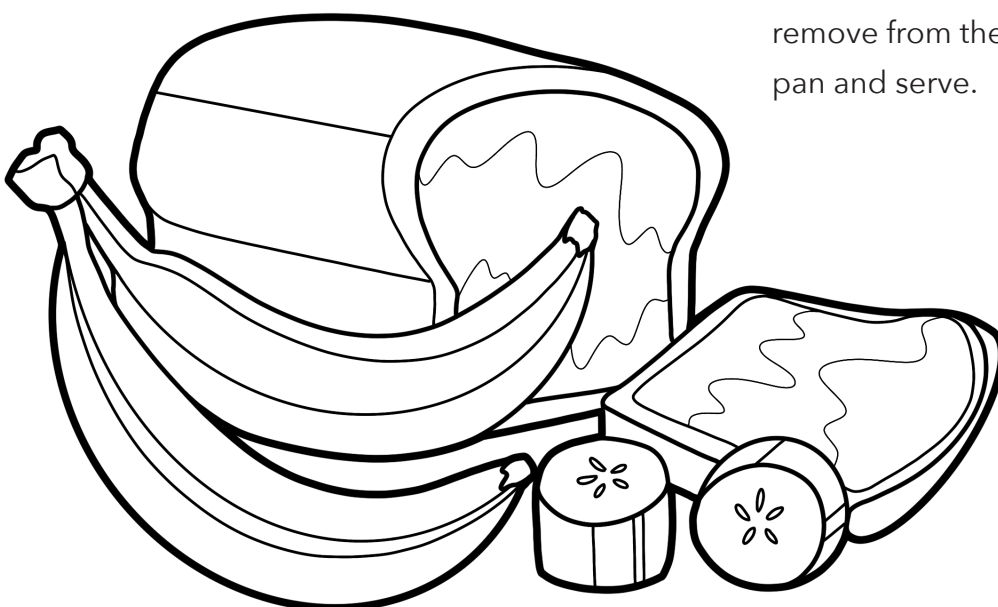
Servings:

8-10

Notes:


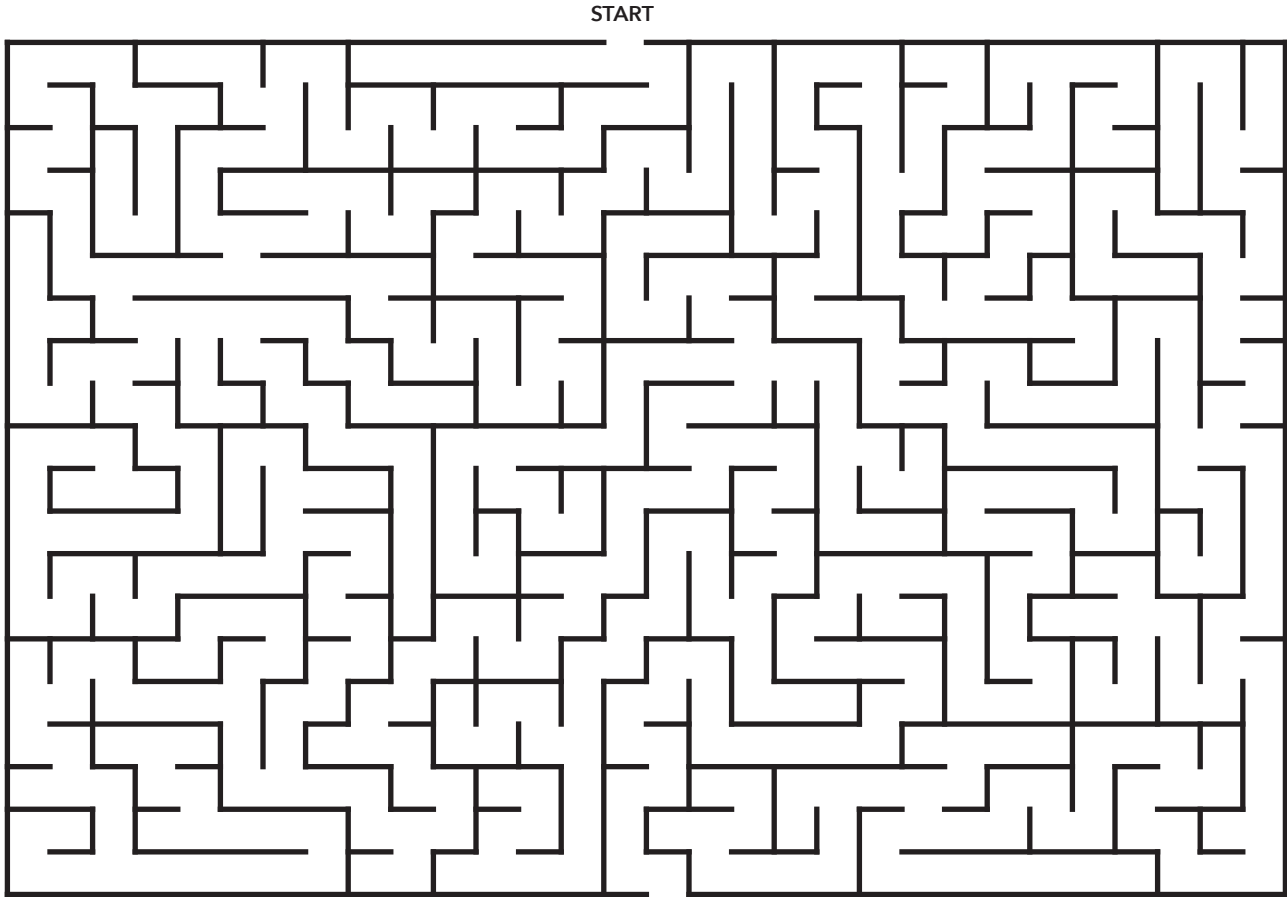
There is no need for an electric mixer. A fork or whisk will do just fine.

The best bananas are ones that are over-ripe. The peel should be at least half brown and the inside should be squishy and browning.



MAZE

Jono needs to get back inside—can you help him navigate the traffic and enter safely? **Follow the maze!**



TRUE OR FALSE?

1. It was Moses who emphasised the importance of unity in the Bible ---- **True / False**
2. God has given every single person unique talents and skills ---- **True / False**
3. Every single person is equal in Christ ---- **True / False**

Answer: 1. False! It was mostly the apostle Paul who emphasised the importance of unity in the New Testament. 2. True! God has given every person unique talents (Romans 12:6-8). 3. True! Under Christ, every person is made equal—no one is better than anyone else (Galatians 3:28).

DIRECTIONS

Can you fill in the blanks by following the directions? Start on the first letter, then follow the directions in the table to land on the correct letter.

1. F ↑ ↑ ↑ T _____
2. T ← ← ↓ _____
3. C ↑ ↑ ↑ _____
4. G ↓ ← ↑ _____
5. S → → ↓ _____
6. C ← ↑ ↑ _____
7. N → → → _____
8. S ↓ → ↑ _____
9. W ↓ ↓ → _____
10. G ← ← ↓ → _____
11. O ↓ ↓ ↓ _____
12. R ← ← ↑ _____
13. I ↑ → → _____
14. B ← ← ← ↓ _____
15. M ← ← ← ↑ _____
16. V ↑ ↑ ↑ _____
17. C → ↑ → ↑ _____
18. R → → ↑ ↑ _____
19. W ← ↓ → _____
20. V → → ↑ ← _____
21. G → → ↑ _____
22. W ↓ ↓ ← _____
23. I ↑ ↑ ↑ _____





S	O	T	W	E
H	U	G	M	A
N	Y	R	B	D
I	C	V	L	F

"So we, ^T _____
 1 2 3 4 5 6
 many, are one _____ in
 7 8 9 10
 _____, and
 11 12 13 14 15 16
 individually
 _____ of
 17 18 19 20 21 22 23
 one another." –Romans 12:5 (ESV)

FINGER PUPPETS



Just like Jono dressed up in his bread costume, you can too!
Colour in the pictures below, then cut them out. Then cut the circles and stick your fingers through to give the characters legs to walk around!



PARENTS' PAGE

FAMILY WORSHIP ACTIVITY IDEAS

EPISODE QUESTIONS

- In this episode, we see that Salome has a talent for cooking! What skills and talents has God given you? How can you use them to serve Him and help others?
- Have you had to work with someone to get a job done? Did you find it easy or difficult? What did you learn in the process?
- What do you think unity means? Does it mean we all have to be exactly the same? Who are some people you see acting in unity?
- Emma and Emily stole Salome's idea. Have you ever had someone steal your idea? How did it feel?

DISCOVERY BIBLE READING

Read

Romans 12:3-8

Retell

Retell the verses from this passage, in your own words.

Discuss

- What is something new you found in this passage?
- What surprises you?
- What don't you understand?
- What will you obey or apply?
- What can you share with someone else this week?

FAMILY WORSHIP IDEA

Drawing morph!

What you'll need:

- A piece of paper and pen per person
- Sticky tape

Step 1: Give everyone a piece of paper and pen, then line them up.

Step 2: The person at the front of the line attaches their paper to the wall, while

the others tape their paper to the back of the person in front

Step 3: The person at the back of the line draws a picture, one line at a time, on the paper in front. The person in front must draw each line they feel, and so on.

Step 4: When the drawing is finished, compare the front and back drawings! Share about the importance of communication in creating unity and working together, and how not communicating creates problems.

UNITY IN THE BODY OF CHRIST

I believe that any church whose members worship God should welcome people from any nation, who speak any language, and whose skin is any colour.

We're all equal in God's signs. How we look and how we sound makes no difference. We're all children of the same heavenly Father.

WANT TO KNOW MORE?

To learn more about unity, read the verses below or visit www.adventist.org/beliefs/.

Verses: *Romans 12:4, 5; 1 Corinthians 12:12-14; Matthew 28:19, 20; Psalms*

133:1; 2 Corinthians 5:16, 17; Acts 17:26, 27; Galatians 3:27, 29; Colossians 3:10-15; Ephesians 4:14-16; 4:1-6; John 17:20-23.



www.thetuis.com.au



Seventh-day
Adventist Church™

South Pacific

To find out more about Seventh-day Adventist core beliefs, go to adventist.org/beliefs.

For more resources for your children, go to children.adventistchurch.com

Copyright 2022 by

Children's Ministries South Pacific Division of the
Seventh-day Adventist Church

Written and designed by Maryellen Hacks
Edited by Maddy Voinea and Shaylee Walsh